

**Resonance**  
Educating for better tomorrow

# PHYSICS

## Formula Book for Engineering Entrance Examinations

ISEET = IIT JEE + AIEEE + State PETs

(The Gateway to IITs, NITs, IIITs, IISERs & Prominent Engineering/Science Institutions)



**Best Wishes for  
Your Success in Competitive Examinations ahead !!!**

This Booklet has been prepared by Resonance for the benefit & academic support to sincere students.  
You can send your feedback/suggestion on this booklet at [feedback@resonance.ac.in](mailto:feedback@resonance.ac.in)



# On Demand Material



TELEGRAM @ONDEMANDMATERIAL

# SHORT FORMULA (GYAN SUTRA)

## PHYSICS

### UNIT AND DIMENSIONS

#### Unit :

Measurement of any physical quantity is expressed in terms of an internationally accepted certain basic standard called unit.

\* **Fundamental Units.**

S.No.	Physical Quantity	SI Unit	Symbol
1	Length	Metre	m
2	Mass	Kilogram	Kg
3	Time	Second	S
4	Electric Current	Ampere	A
5	Temperature	Kelvin	K
6	Luminous Intensity	Candela	Cd
7	Amount of Substance	Mole	mol

\* **Supplementary Units :**

S.No.	Physical Quantity	SI Unit	Symbol
1	Plane Angle	radian	r
2	Solid Angle	Steradian	Sr

\* **Metric Prefixes :**

S.No.	Prefix	Symbol	Value
1	Centi	c	$10^{-2}$
2	Mili	m	$10^{-3}$
3	Micro	$\mu$	$10^{-6}$
4	Nano	n	$10^{-9}$
5	Pico	p	$10^{-12}$
6	Kilo	K	$10^3$
7	Mega	M	$10^6$

## RECILINEAR MOTION

**Average Velocity (in an interval) :**

$$v_{\text{av}} = \overline{v} = \langle v \rangle = \frac{\text{Total displacement}}{\text{Total time taken}} = \frac{\vec{r}_f - \vec{r}_i}{\Delta t}$$

**Average Speed (in an interval)**

$$\text{Average Speed} = \frac{\text{Total distance travelled}}{\text{Total time taken}}$$

**Instantaneous Velocity (at an instant) :**

$$v_{\text{inst}} = \lim_{\Delta t \rightarrow 0} \frac{\Delta r}{\Delta t}$$

**Average acceleration (in an interval):**

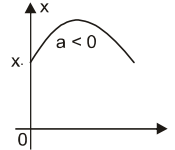
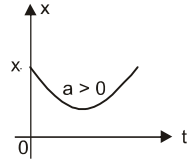
$$= \frac{\Delta v}{\Delta t} = \frac{v_f - v_i}{\Delta t}$$

**Instantaneous Acceleration (at an instant):**

$$a = \frac{dv}{dt} = \lim_{\Delta t \rightarrow 0} \frac{\Delta v}{\Delta t}$$

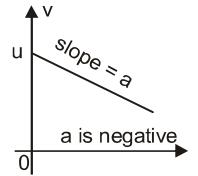
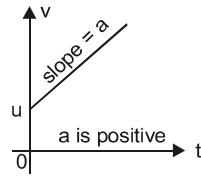
### Graphs in Uniformly Accelerated Motion along a straight line ( $a \neq 0$ )

$x$  is a quadratic polynomial in terms of  $t$ . Hence  $x-t$  graph is a parabola.



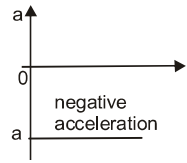
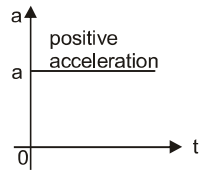
#### x-t graph

$v$  is a linear polynomial in terms of  $t$ . Hence  $v-t$  graph is a straight line of slope  $a$ .



#### v-t graph

$a-t$  graph is a horizontal line because  $a$  is constant.



#### a-t graph

### Maxima & Minima

$$\frac{dy}{dx} = 0 \text{ \& \; } \frac{d}{dx} \frac{dy}{dx} < 0 \text{ at maximum and } \frac{dy}{dx} = 0 \text{ \& \; } \frac{d}{dx} \frac{dy}{dx} > 0 \text{ at minima.}$$

### Equations of Motion (for constant acceleration)

(a)  $v = u + at$

(b)  $s = ut + \frac{1}{2} at^2$   $s = vt - \frac{1}{2} at^2$   $x_{II} = x_1 + ut + \frac{1}{2} at^2$

(c)  $v^2 = u^2 + 2as$

(d)  $s = \frac{(u+v)}{2} t$

(e)  $s_n = u + \frac{a}{2} (2n - 1)$

For freely falling bodies : ( $u = 0$ )

4

Short Formula (Physics)



(taking upward direction as positive)

(a)  $v = gt$

(b)  $s = \frac{1}{2} gt^2$      $s = vt + \frac{1}{2} gt^2$      $h_{ii} = h = \frac{1}{2} gt^2$

(c)  $v^2 = 2gs$

(d)  $s_n = \frac{g}{2} (2n - 1)$

## PROJECTILE MOTION & VECTORS

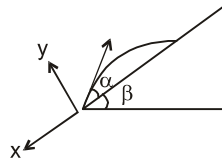
**Time of flight :**  $T = \frac{2u \sin \theta}{g}$

**Horizontal range :**  $R = \frac{u^2 \sin 2\theta}{g}$

**Maximum height :**  $H = \frac{u^2 \sin^2 \theta}{2g}$

**Trajectory equation (equation of path) :**

$$y = x \tan \theta - \frac{gx^2}{2u^2 \cos^2 \theta} = x \tan \theta \left( 1 - \frac{x}{R} \right)$$

**Projection on an inclined plane**


<b>Range</b>	<b>Up the Incline</b>	<b>Down the Incline</b>
		$\frac{2u^2 \sin \alpha \cos(\alpha + \beta)}{g \cos^2 \beta}$
Time of flight	$\frac{2u \sin \alpha}{g \cos \beta}$	$\frac{2u \sin \alpha}{g \cos \beta}$
Angle of projection with incline plane for maximum range	$\frac{\pi}{4} - \frac{\beta}{2}$	$\frac{\pi}{4} + \frac{\beta}{2}$
Maximum Range	$\frac{u^2}{g(1 + \sin \beta)}$	$\frac{u^2}{g(1 - \sin \beta)}$

## RELATIVE MOTION

$$v_{AB}(\text{velocity of A with respect to B}) = v_A - v_B$$

$$a_{AB}(\text{acceleration of A with respect to B}) = a_A - a_B$$

**Relative motion along straight line** -  $x_{B/A} = x_B - x_A$

### CROSSING RIVER

A boat or man in a river always moves in the direction of resultant velocity of velocity of boat (or man) and velocity of river flow.

#### 1. Shortest Time :

Velocity along the river,  $v_x = v_{Rr}$

Velocity perpendicular to the river,  $v_y = v_{mR}$

The net speed is given by  $v_{nr} = \sqrt{v_{mR}^2 + v_R^2}$

#### 2. Shortest Path :

velocity along the river,  $v_x = 0$

and velocity perpendicular to river  $v_y = \sqrt{v_{mR}^2 - v_R^2}$

The net speed is given by  $v_{nr} = \sqrt{v_{mR}^2 - v_R^2}$

at an angle of  $90^\circ$  with the river direction.

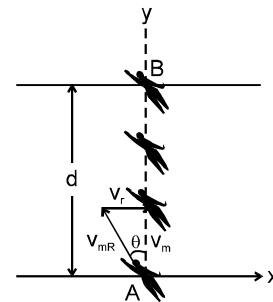
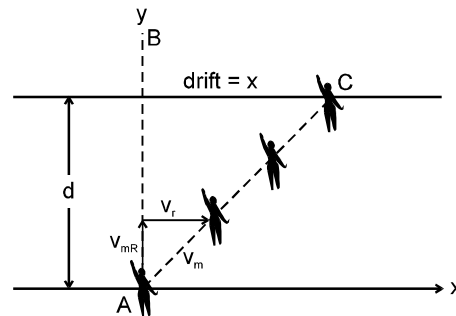
velocity  $v_y$  is used only to cross the river,

therefore time to cross the river,  $t = \frac{d}{v_y} = \frac{d}{\sqrt{v_{mR}^2 - v_R^2}}$

and velocity  $v_x$  is zero, therefore, in this case the drift should be zero.

$$v_{Rr} - v_{mR} \sin \theta = 0 \quad \text{or} \quad v_{Rr} = v_{mR} \sin \theta$$

$$\text{or} \quad \theta = \sin^{-1} \frac{v_R}{v_{mR}}$$



### RAIN PROBLEMS

$$v_{Rm} = \vec{v}_R + v_m \quad \text{or} \quad v_{Rm} = \sqrt{v_R^2 + v_m^2}$$

## NEWTON'S LAWS OF MOTION

#### 1. From third law of motion

$$\vec{F}_{AB} = -\vec{F}_{BA}$$

$$\vec{F}_{AB} = \text{Force on A due to B}$$

$$\vec{F}_{BA} = \text{Force on B due to A}$$

2. From second law of motion

$$F_x = \frac{dP_x}{dt} = ma_x \quad F_y = \frac{dP_y}{dt} = ma_y \quad F_z = \frac{dP_z}{dt} = ma_z$$

5. WEIGHING MACHINE :

A weighing machine does not measure the weight but measures the force exerted by object on its upper surface.

6. SPRING FORCE

$$F = -kx$$

x is displacement of the free end from its natural length or deformation of the spring where K = spring constant.

7. SPRING PROPERTY

$$K \ell = \text{constant}$$

= Natural length of spring.

8. If spring is cut into two in the ratio m : n then spring constant is given by

$$\ell_1 = \frac{m\ell}{m+n}; \quad \ell_2 = \frac{n\ell}{m+n} \quad k\ell = k_1\ell_1 = k_2\ell_2$$

For series combination of springs

$$\frac{1}{k_{eq}} = \frac{1}{k_1} + \frac{1}{k_2} + \dots$$

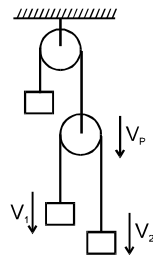
For parallel combination of spring

$$k_{eq} = k_1 + k_2 + k_3 \dots$$

9. SPRING BALANCE:

It does not measure the weight. It measures the force exerted by the object at the hook.

Remember :

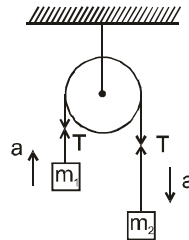


$$V_p = \frac{V_1 + V_2}{2}$$

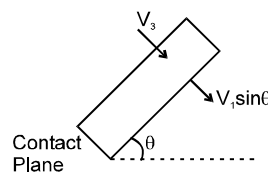
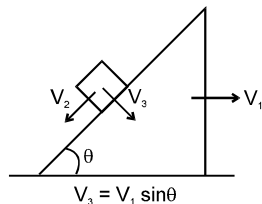
$$a_p = \frac{a_1 + a_2}{2}$$

11. 
$$a = \frac{(m_2 - m_1)g}{m_1 + m_2}$$

$$T = \frac{2m_1m_2g}{m_1 + m_2}$$



12. WEDGE CONSTRAINT:



Components of velocity along perpendicular direction to the contact plane of the two objects is always equal if there is no deformations and they remain in contact.

### 13. NEWTON'S LAW FOR A SYSTEM

$$\vec{F}_{\text{ext}} = m_1 a_1 + m_2 a_2 + m_3 a_3 + \dots$$

$F_{\text{ext}}$  = Net external force on the system.

$m_1, m_2, m_3$  are the masses of the objects of the system and

$a_1, a_2, a_3$  are the acceleration of the objects respectively.

### 14. NEWTON'S LAW FOR NON INERTIAL FRAME :

$$\vec{F}_{\text{Real}} + \vec{F}_{\text{Pseudo}} = m\vec{a}$$

Net sum of real and pseudo force is taken in the resultant force.

$a$  = Acceleration of the particle in the non inertial frame

$$F_{\text{Pseudo}} = -m a_{\text{Frame}}$$

(a) **Inertial reference frame:** Frame of reference moving with constant velocity.

(b) **Non-inertial reference frame:** A frame of reference moving with non-zero acceleration.

## FRICTION

Friction force is of two types.

- (a) Kinetic                      (b) Static

**KINETIC FRICTION :**  $f_k = \mu_k N$

The proportionality constant  $\mu_k$  is called the coefficient of kinetic friction and its value depends on the nature of the two surfaces in contact.

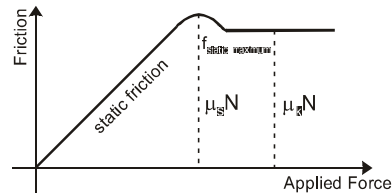
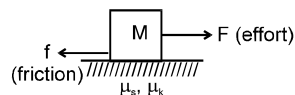
**STATIC FRICTION :**

It exists between the two surfaces when there is tendency of relative motion but no relative motion along the two contact surfaces.

This means static friction is a variable and self adjusting force. However it has a maximum value called limiting friction.

$$f_{\text{max}} = \mu_s N$$

$$0 \leq f_s \leq f_{\text{smax}}$$



## WORK, POWER & ENERGY

### WORK DONE BY CONSTANT FORCE :

$$W = F \cdot \vec{S}$$

### WORK DONE BY MULTIPLE FORCES

$$\Sigma \vec{F} = \vec{F}_f + \vec{F}_N + \vec{F}_g + \dots$$

$$W = [\Sigma F] \cdot S \quad \dots(i)$$

$$W = F_f \cdot \vec{S} + F_N \cdot \vec{S} + F_g \cdot \vec{S} + \dots$$

or  $W = W_f + W_N + W_g + \dots$

### WORK DONE BY A VARIABLE FORCE

$$dW = \vec{F} \cdot d\vec{s}$$

### RELATION BETWEEN MOMENTUM AND KINETIC ENERGY

$$K = \frac{p^2}{2m} \quad \text{and} \quad P = \sqrt{2mK} \quad ; \quad P = \text{linear momentum}$$

### POTENTIAL ENERGY

$$\int_{U_i}^{U_f} dU = - \int_{r_i}^{r_f} \vec{F} \cdot d\vec{r} \quad \text{i.e.,} \quad U_2 - U_1 = - \int_{r_i}^{r_f} \vec{F} \cdot d\vec{r} = -W$$

$$U = - \int_{\infty}^r \vec{F} \cdot d\vec{r} = -W$$

### CONSERVATIVE FORCES

$$F = - \frac{U}{r}$$

### WORK-ENERGY THEOREM

$$W_{\text{net}} + W_{\text{ext}} + W_{\text{int}} = \Delta K$$

### Modified Form of Work-Energy Theorem

$$W_{\text{net}} = -\Delta U$$

$$W_{\text{net}} + W_{\text{ext}} = \Delta K + \Delta U$$

$$W_{\text{net}} + W_{\text{ext}} = \Delta E$$

### POWER

The average power ( $\bar{P}$  or  $p_{\text{av}}$ ) delivered by an agent is given by  $\bar{P}$  or  $p_{\text{av}} = \frac{W}{t}$

$$P = \frac{F \cdot dS}{dt} = F \frac{dS}{dt} = \vec{F} \cdot \vec{v}$$

## CIRCULAR MOTION

- Average angular velocity

$$\omega_{\text{av}} = \frac{\theta_2 - \theta_1}{t_2 - t_1} = \frac{\Delta\theta}{\Delta t}$$

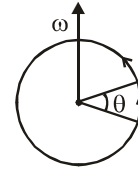
9

Short Formula (Physics)



2. Instantaneous angular velocity

$$\omega = \frac{d\theta}{dt}$$



3. Average angular acceleration

$$\alpha_{av} = \frac{\omega_2 - \omega_1}{t_2 - t_1} = \frac{\Delta\omega}{\Delta t}$$

4. Instantaneous angular acceleration

$$\alpha = \frac{d\omega}{dt} = \omega \frac{d\omega}{d\theta}$$

5. Relation between speed and angular velocity

$$v = r\omega \text{ and } \omega = \frac{v}{r}$$

7. Tangential acceleration (rate of change of speed)

$$a_t = \frac{dv}{dt} = r \frac{d\omega}{dt} = \omega \frac{dr}{dt}$$

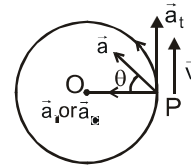
8. Radial or normal or centripetal acceleration

$$a_r = \frac{v^2}{r} = \omega^2 r$$

9. Total acceleration

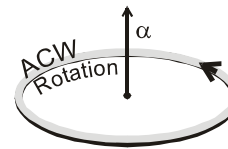
$$a = a_t + a_r \quad a = (a_t^2 + a_r^2)^{1/2}$$

Where  $a_t = \alpha r$  and  $a_r = \omega v$



10. Angular acceleration

$$\alpha = \frac{d\omega}{dt} \text{ (Non-uniform circular motion)}$$



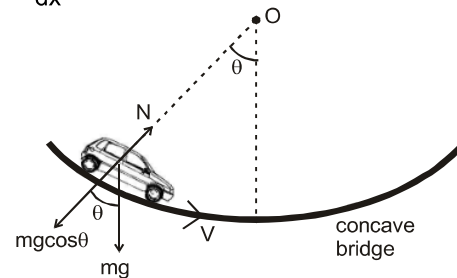
12. Radius of curvature  $R = \frac{v^2}{a_{\perp}} = \frac{mv^2}{F_{\perp}}$

If y is a function of x. i.e.  $y = f(x)$

$$R = \frac{1 + \left(\frac{dy}{dx}\right)^2}{\frac{d^2y}{dx^2}}$$

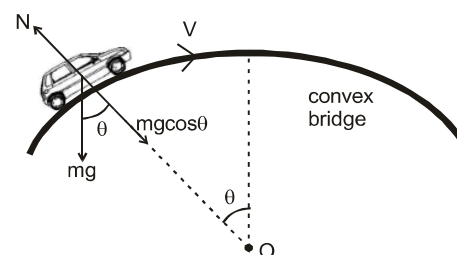
13. Normal reaction of road on a concave bridge

$$N = mg \cos \theta + \frac{mv^2}{r}$$



14. Normal reaction on a convex bridge

$$N = mg \cos \theta - \frac{mv^2}{r}$$



10 Short Formula (Physics)



15. Skidding of vehicle on a level road

$$v_{\text{safe}} = \sqrt{\mu gr}$$

16. Skidding of an object on a rotating platform

$$\omega_{\text{max}} = \sqrt{\mu g/r}$$

17. Bending of cyclist  $\tan \theta = \frac{v^2}{rg}$

18. Banking of road without friction  $\tan \theta = \frac{v^2}{rg}$

19. Banking of road with friction  $\frac{v^2}{rg} = \frac{\mu + \tan \theta}{1 - \mu \tan \theta}$

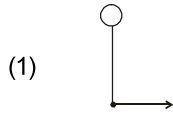
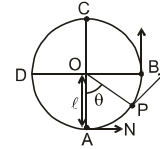
20. Maximum also minimum safe speed on a banked frictional road  $V_{\text{max}} = \frac{rg(\mu + \tan \theta)}{(1 - \mu \tan \theta)}^{1/2}$

$$V_{\text{min}} = \frac{rg(\mu - \tan \theta)}{(1 + \mu \tan \theta)}^{1/2}$$

21. Centrifugal force (pseudo force)  $f = m\omega^2 r$ , acts outwards when the particle itself is taken as a frame.

22. Effect of earth's rotation on apparent weight  $N = mg - mR\omega^2 \cos^2 \theta$  ;  
where  $\theta$  = latitude at a place

23. Various quantities for a critical condition in a vertical loop at different positions (True for a string or on a smooth track.)



$$V_{\text{min}} = \sqrt{4gL}$$

(for completing the circle)



$$V_{\text{min}} = \sqrt{4gL}$$

(for completing the circle)



$$V_{\text{min}} = \sqrt{4gL}$$

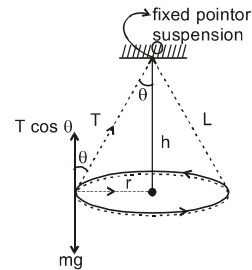
(for completing the circle)

24. Conical pendulum :

$$T \cos \theta = mg$$

$$T \sin \theta = m\omega^2 r$$

$$\therefore \text{Time period} = 2\pi \sqrt{\frac{L \cos \theta}{g}}$$



25. Relations among angular variables :

$\omega_i$  Initial ang. velocity

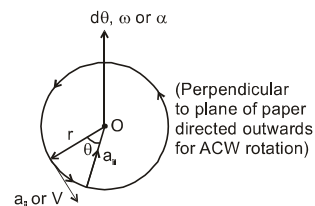
$$\omega = \omega_i + \alpha t$$

$\omega$  Find angular velocity

$$\theta = \omega_i t + \frac{1}{2} \alpha t^2$$

$\alpha$  Const. angular acceleration

$$\omega^2 = \omega_i^2 + 2\alpha \theta$$



$\theta$  Angular displacement

## CENTRE OF MASS

**Mass Moment :**  $\vec{M} = m \vec{r}$ 
**CENTRE OF MASS OF A SYSTEM OF 'N' DISCRETE PARTICLES**

$$r_{cm} = \frac{m_1 r_1 + m_2 r_2 + \dots + m_n r_n}{m_1 + m_2 + \dots + m_n} ; r_{cm} = \frac{\sum_{i=1}^n m_i r_i}{\sum_{i=1}^n m_i} ; r_{cm} = \frac{1}{M} \sum_{i=1}^n m_i r_i$$

**CENTRE OF MASS OF A CONTINUOUS MASS DISTRIBUTION**

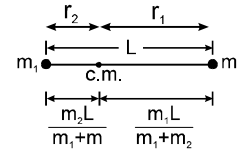
$$x_{cm} = \frac{\int x dm}{dm}, y_{cm} = \frac{\int y dm}{dm}, z_{cm} = \frac{\int z dm}{dm}$$

 $dm = M$  (mass of the body)

**CENTRE OF MASS OF SOME COMMON SYSTEMS**

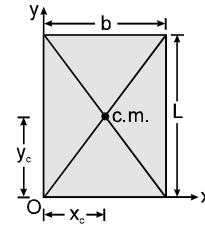
 A system of two point masses  $m_1, r_1 = m_2, r_2$ 

The centre of mass lies closer to the heavier mass.



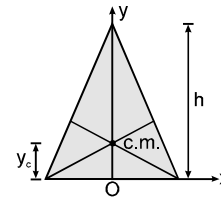
Rectangular plate (By symmetry)

$$x_{cm} = \frac{b}{2} \quad y_{cm} = \frac{L}{2}$$



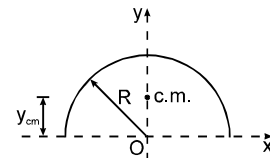
A triangular plate (By qualitative argument)

at the centroid :  $y_{cm} = \frac{h}{3}$

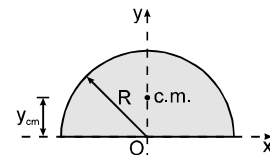


A semi-circular ring

$$y_{cm} = \frac{2R}{\pi} \quad x_{cm} = 0$$



A semi-circular disc



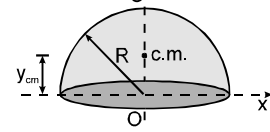
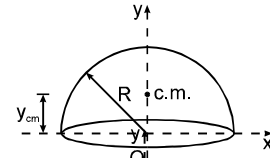
$$y_{cm} = \frac{4R}{3\pi} \quad x_{cm} = 0$$

A hemispherical shell

$$y_{cm} = \frac{R}{2} \quad x_{cm} = 0$$

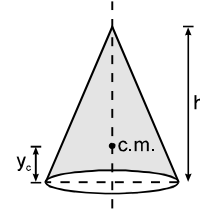
A solid hemisphere

$$y_{cm} = \frac{3R}{8} \quad x_{cm} = 0$$



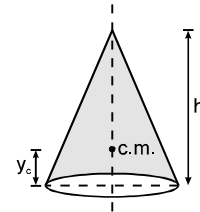
A circular cone (solid)

$$y_{cm} = \frac{h}{4}$$



A circular cone (hollow)

$$y_{cm} = \frac{h}{3}$$



**MOTION OF CENTRE OF MASS AND CONSERVATION OF MOMENTUM :**

**Velocity of centre of mass of system**

$$v_{cm} = \frac{m_1 \frac{dr_1}{dt} + m_2 \frac{dr_2}{dt} + m_3 \frac{dr_3}{dt} \dots + m_n \frac{dr_n}{dt}}{M} = \frac{m_1 v_1 + m_2 v_2 + m_3 v_3 \dots + m_n v_n}{M}$$

$$\vec{P}_{System} = M \vec{v}_{cm}$$

**Acceleration of centre of mass of system**

$$a_{cm} = \frac{m_1 \frac{dv_1}{dt} + m_2 \frac{dv_2}{dt} + m_3 \frac{dv_3}{dt} \dots + m_n \frac{dv_n}{dt}}{M} = \frac{m_1 a_1 + m_2 a_2 + m_3 a_3 \dots + m_n a_n}{M}$$

$$= \frac{\text{Net force on system}}{M} = \frac{\text{Net External Force} + \text{Net internal Force}}{M} = \frac{\text{Net External Force}}{M}$$

$$F_{ext} = M a_{cm}$$

**IMPULSE**

Impulse of a force F action on a body is defined as :-

$$\mathbf{J} = \int_{t_i}^{t_f} \mathbf{F} dt \quad \mathbf{J} = \Delta \mathbf{P} \quad (\text{impulse - momentum theorem})$$

**Important points :**

1. Gravitational force and spring force are always non-impulsive.
2. An impulsive force can only be balanced by another impulsive force.

**COEFFICIENT OF RESTITUTION (e)**

$$e = \frac{\text{Impulse of reformation}}{\text{Impulse of deformation}} = \frac{F_r dt}{F_d dt} = \frac{\text{Velocity of separation along line of impact}}{\text{Velocity of approach along line of impact}}$$

- |     |             |   |
|-----|-------------|---|
| (a) | $e = 1$     | Impulse of Reformation = Impulse of Deformation<br>Velocity of separation = Velocity of approach<br>Kinetic Energy may be conserved<br>Elastic collision.   |
| (b) | $e = 0$     | Impulse of Reformation = 0<br>Velocity of separation = 0<br>Kinetic Energy is not conserved<br>Perfectly Inelastic collision.                               |
| (c) | $0 < e < 1$ | Impulse of Reformation < Impulse of Deformation<br>Velocity of separation < Velocity of approach<br>Kinetic Energy is not conserved<br>Inelastic collision. |

**VARIABLE MASS SYSTEM :**

If a mass is added or ejected from a system, at rate  $\mu$  kg/s and relative velocity  $v_{rel}$  (w.r.t. the system), then the force exerted by this mass on the system has magnitude  $\mu |v_{rel}|$ .

**Thrust Force ( $F_t$ )**

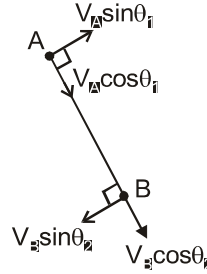
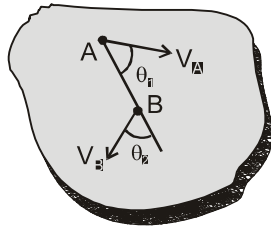
$$F_t = v_{rel} \frac{dm}{dt}$$

**Rocket propulsion :**

If gravity is ignored and initial velocity of the rocket  $u = 0$ ;

$$v = v_{rel} \ln \frac{m_0}{m}$$

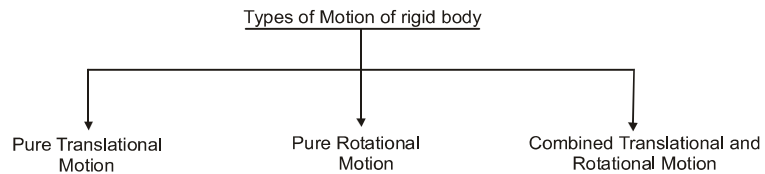
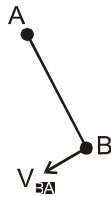
**RIGID BODY DYNAMICS****1. RIGID BODY :**



If the above body is rigid

$$V_A \cos \theta_1 = V_B \cos \theta_2$$

$V_{BA}$  = relative velocity of point B with respect to point A.



**2. MOMENT OF INERTIA (I) :**

**Definition :** Moment of Inertia is defined as the capability of system to oppose the change produced in the rotational motion of a body.

Moment of Inertia is a scalar positive quantity.

$$I = m r_1^2 + m_2 r_2^2 + \dots$$

$$= I_1 + I_2 + I_3 + \dots$$

SI units of Moment of Inertia is  $\text{Kgm}^2$ .

**Moment of Inertia of :**

**2.1 A single particle :  $I = mr^2$**

where  $m$  = mass of the particle

$r$  = perpendicular distance of the particle from the axis about which moment of Inertia is to be calculated

**2.2 For many particles (system of particles) :**

$$I = \sum_{i=1}^n m_i r_i^2$$

**2.3 For a continuous object :**

$$I = \int dm r^2$$

where  $dm$  = mass of a small element

$r$  = perpendicular distance of the particle from the axis

**2.4 For a larger object :**

$$I = \int dI_{\text{element}}$$

where  $dI$  = moment of inertia of a small element

### 3. TWO IMPORTANT THEOREMS ON MOMENT OF INERTIA :

#### 3.1 Perpendicular Axis Theorem

[Only applicable to plane lamina (that means for 2-D objects only)].

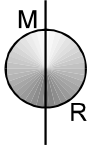
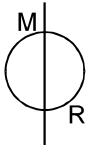
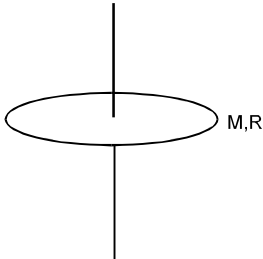
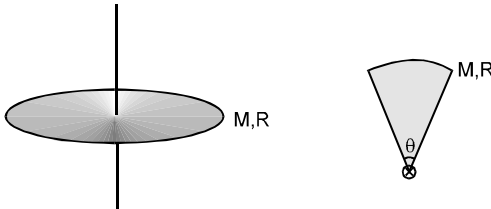
$$I_z = I_x + I_y \quad (\text{when object is in x-y plane}).$$

#### 3.2 Parallel Axis Theorem

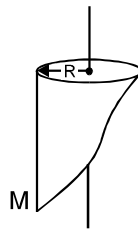
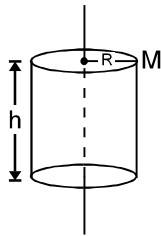
(Applicable to any type of object):

$$I_{AB} = I_{cm} + Md^2$$

List of some useful formula :

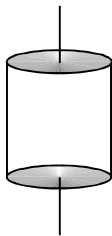
Object	Moment of Inertia
 <p><b>Solid Sphere</b></p>	$\frac{2}{5} MR^2$ (Uniform)
 <p><b>Hollow Sphere</b></p>	$\frac{2}{3} MR^2$ (Uniform)
 <p><b>Ring.</b></p>	$MR^2$ (Uniform or Non Uniform)
	$\frac{MR^2}{2}$ (Uniform)

**Disc**



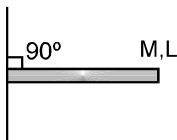
$MR^2$  (Uniform or Non Uniform)

**Hollow cylinder**

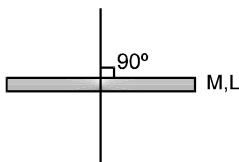


$\frac{MR^2}{2}$  (Uniform)

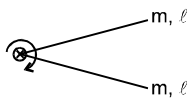
**Solid cylinder**



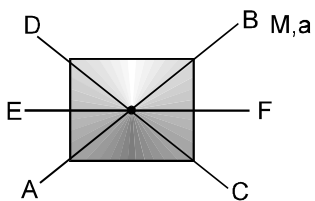
$\frac{ML^2}{3}$  (Uniform)



$\frac{ML^2}{12}$  (Uniform)

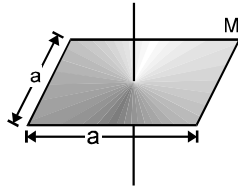


$\frac{2m\ell^2}{3}$  (Uniform)



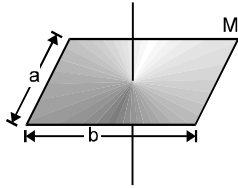
$I_{AC} = I_{EF} = I_{CG} = \frac{Ma^2}{12}$  (Uniform)

**Square Plate**



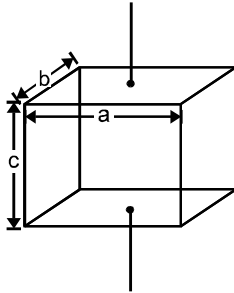
$$\frac{Ma^2}{6} \text{ (Uniform)}$$

**Square Plate**



$$I = \frac{M(a^2 + b^2)}{12} \text{ (Uniform)}$$

**Rectangular Plate**



$$\frac{M(a^2 + b^2)}{12} \text{ (Uniform)}$$

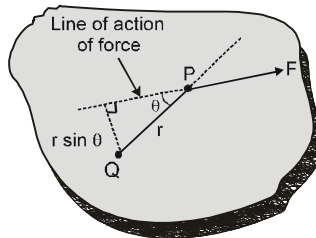
**Cuboid**

4. **RADIUS OF GYRATION :**

$$I = MK^2$$

5. **TORQUE :**

$$\tau = r F$$



**5.5 Relation between 'τ' & 'α' (for hinged object or pure rotation)**

$$\tau_{\text{ext}})_{\text{Hinge}} = I_{\text{Hinge}} \alpha$$

Where  $\tau_{\text{ext}})_{\text{Hinge}}$  = net external torque acting on the body about Hinge point

$I_{\text{Hinge}}$  = moment of Inertia of body about Hinge point

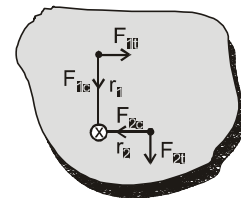
$$F_{1t} = M_1 a_{1t} = M_1 r_1 \alpha$$

$$F_{2t} = M_2 a_{2t} = M_2 r_2 \alpha$$

$$\begin{aligned} \tau_{\text{resultant}} &= F_{1t} r_1 + F_{2t} r_2 + \dots \\ &= M_1 \alpha r_1^2 + M_2 \alpha r_2^2 + \dots \end{aligned}$$

$$\tau_{\text{resultant}})_{\text{external}} = I \alpha$$

$$\text{Rotational Kinetic Energy} = \frac{1}{2} \cdot I \cdot \omega^2$$



$$P = Mv_{CM} \quad F_{\text{external}} = Ma_{CM}$$

Net external force acting on the body has two parts tangential and centripetal.

$$F_C = ma_C = m \frac{v^2}{r_{CM}} = m\omega^2 r_{CM} \quad F_t = ma_t = m\alpha r_{CM}$$

## 6. ROTATIONAL EQUILIBRIUM :

For translational equilibrium.

$$\Sigma F_x = 0 \quad \dots\dots\dots (i)$$

$$\text{and } \Sigma F_y = 0 \quad \dots\dots\dots (ii)$$

The condition of rotational equilibrium is

$$\Sigma \Gamma_z = 0$$

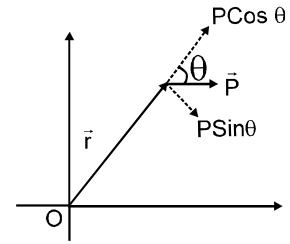
## 7. ANGULAR MOMENTUM ( $\vec{L}$ )

### 7.1 Angular momentum of a particle about a point.

$$L = r \times P \quad L = rpsin\theta$$

$$|L| = r_{\perp} P$$

$$|L| = P_{\perp} r$$



### 7.3 Angular momentum of a rigid body rotating about fixed axis :

$$L_H = I_H \omega$$

$L_H$  = angular momentum of object about axis H.

$I_H$  = Moment of Inertia of rigid object about axis H.

$\omega$  = angular velocity of the object.

### 7.4 Conservation of Angular Momentum

Angular momentum of a particle or a system remains constant if  $\tau_{\text{ext}} = 0$  about that point or axis of rotation.

### 7.5 Relation between Torque and Angular Momentum

$$\tau = \frac{dL}{dt}$$

Torque is change in angular momentum

### 7.6 Impulse of Torque :

$$\tau dt = \Delta J \quad \Delta J \quad \text{d Change in angular momentum.}$$

For a rigid body, the distance between the particles remain unchanged during its motion i.e.  $r_{P/Q}$  = constant

For velocities

with respect to Q

with respect to ground

$$V_P = \sqrt{V_Q^2 + (\omega r)^2 + 2 V_Q \omega r \cos \theta}$$

For acceleration :

w.r. to Q

w.r. to ground

$\theta, \omega, \alpha$  are same about every point of the body (or any other point outside which is rigidly attached to the body).

**Dynamics :**

$$\tau_{cm} = I_{cm} \alpha, F_{ext} = M a_{cm} \qquad P_{system} = M v_{cm}$$

Total K.E. =  $\frac{1}{2} M v_{cm}^2 + \frac{1}{2} I_{cm} \omega^2$

Angular momentum axis AB =  $\vec{L}$  about C.M. +  $\vec{L}$  of C.M. about AB

$$L_{AB} = I_{cm} \omega + r_{cm} M v_{cm}$$

**SIMPLE HARMONIC MOTION**

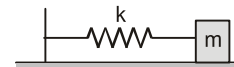
**S.H.M.**

$F = -kx$

General equation of S.H.M. is  $x = A \sin(\omega t + \phi)$ ;  $(\omega t + \phi)$  is phase of the motion and  $\phi$  is initial phase of the motion.

**Angular Frequency ( $\omega$ ) :**  $\omega = \frac{2\pi}{T} = 2\pi f$

**Time period (T) :**  $T = \frac{2\pi}{\omega} = 2\pi \sqrt{\frac{m}{k}}$



**Speed :**  $v = \omega \sqrt{A^2 - x^2}$

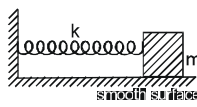

**Acceleration :**  $a = -\omega^2 x$

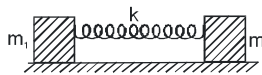
**Kinetic Energy (KE) :**  $\frac{1}{2} m v^2 = \frac{1}{2} m \omega^2 (A^2 - x^2) = \frac{1}{2} k (A^2 - x^2)$

**Potential Energy (PE) :**  $\frac{1}{2} Kx^2$

**Total Mechanical Energy (TME) = K.E. + P.E. =  $\frac{1}{2} k (A^2 - x^2) + \frac{1}{2} Kx^2 = \frac{1}{2} KA^2$  (which is constant)**

### SPRING-MASS SYSTEM

(1)    $T = 2\pi\sqrt{\frac{m}{k}}$

(2)   $T = 2\pi\sqrt{\frac{\mu}{K}}$ , where  $\mu = \frac{m_1 m_2}{(m_1 + m_2)}$  known as reduced mass

### COMBINATION OF SPRINGS

**Series Combination :**  $\frac{1}{k_{\text{eq}}} = \frac{1}{k_1} + \frac{1}{k_2}$

**Parallel combination :**  $k_{\text{eq}} = k_1 + k_2$

**SIMPLE PENDULUM**  $T = 2\pi\sqrt{\frac{\ell}{g}} = 2\pi\sqrt{\frac{\ell}{g_{\text{eff}}}}$  (in accelerating Reference Frame);  $g_{\text{eff}}$  is net acceleration due to pseudo force and gravitational force.

### COMPOUND PENDULUM / PHYSICAL PENDULUM

**Time period (T) :**  $T = 2\pi\sqrt{\frac{I}{mg\ell}}$

where,  $I = I_{\text{cm}} + m\ell^2$ ;  $\ell$  is distance between point of suspension and centre of mass.

### TORSIONAL PENDULUM

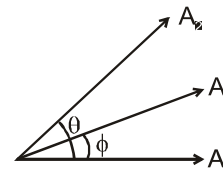
**Time period (T) :**  $T = 2\pi\sqrt{\frac{I}{C}}$  where, C = Torsional constant

### Superposition of SHM s along the same direction

$x_1 = A_1 \sin \omega t$  &  $x_2 = A_2 \sin (\omega t + \theta)$

If equation of resultant SHM is taken as  $x = A \sin (\omega t + \phi)$

$A = \sqrt{A_1^2 + A_2^2 + 2A_1 A_2 \cos \theta}$  &  $\tan \phi = \frac{A_2 \sin \theta}{A_1 + A_2 \cos \theta}$



## STRING WAVES

### GENERAL EQUATION OF WAVE MOTION :

$$\frac{\partial^2 y}{\partial t^2} = v^2 \frac{\partial^2 y}{\partial x^2}$$

$$y(x,t) = f\left(t \pm \frac{x}{v}\right)$$

where,  $y(x, t)$  should be finite everywhere.

$f\left(t + \frac{x}{v}\right)$  represents wave travelling in -ve x-axis.

$f\left(t - \frac{x}{v}\right)$  represents wave travelling in +ve x-axis.

$$y = A \sin(\omega t \pm kx + \phi)$$

### TERMS RELATED TO WAVE MOTION ( FOR 1-D PROGRESSIVE SINE WAVE )

#### (e) Wave number (or propagation constant) (k) :

$$k = 2\pi/\lambda = \frac{\omega}{v} \text{ (rad m}^{-1}\text{)}$$

**(f) Phase of wave :** The argument of harmonic function  $(\omega t \pm kx + \phi)$  is called phase of the wave.

Phase difference ( $\Delta\phi$ ) : difference in phases of two particles at any time  $t$ .

$$\Delta\phi = \frac{2\pi}{\lambda} \Delta x \quad \text{Also. } \Delta\phi = \frac{2\pi}{T} \Delta t$$

### SPEED OF TRANSVERSE WAVE ALONG A STRING/WIRE.

$$v = \sqrt{\frac{T}{\mu}} \quad \text{where } \begin{array}{l} T = \text{Tension} \\ \mu = \text{mass per unit length} \end{array}$$

### POWER TRANSMITTED ALONG THE STRING BY A SINE WAVE

$$\text{Average Power } \langle P \rangle = 2\pi^2 f^2 A^2 \mu v$$

$$\text{Intensity } I = \frac{\langle P \rangle}{S} = 2\pi^2 f^2 A^2 \rho v$$

### REFLECTION AND REFRACTION OF WAVES

$$y_i = A_i \sin(\omega t - k_1 x)$$

$$y_t = A_t \sin(\omega t - k_2 x)$$

$$y_r = -A_r \sin(\omega t + k_1 x) \quad \text{if incident from rarer to denser medium } (v_2 < v_1)$$

$$y_t = A_t \sin(\omega t - k_2 x)$$

$$y_r = A_r \sin(\omega t + k_1 x) \quad \text{if incident from denser to rarer medium. } (v_2 > v_1)$$

(d) Amplitude of reflected & transmitted waves.

$$A_{ii} = \frac{|k_1 - k_2|}{k_1 + k_2} A_i \quad \& \quad A_{ii} = \frac{2k_1}{k_1 + k_2} A_i$$

**STANDING/STATIONARY WAVES :-**

$$(b) \quad y_i = A \sin (\omega t - kx + \theta_i)$$

$$y_{ii} = A \sin (\omega t + kx + \theta_{ii})$$

$$y_i + y_{ii} = 2A \cos \left[ kx + \frac{\theta_2 - \theta_1}{2} \right] \sin \left[ \omega t + \frac{\theta_1 + \theta_2}{2} \right]$$

The quantity  $2A \cos \left[ kx + \frac{\theta_2 - \theta_1}{2} \right]$  represents resultant amplitude at x. At some position resultant amplitude is zero these are called **nodes**. At some positions resultant amplitude is 2A, these are called **antinodes**.

$$(c) \text{ Distance between successive nodes or antinodes} = \frac{\lambda}{2}.$$

$$(d) \text{ Distance between successive nodes and antinodes} = \lambda/4.$$

(e) All the particles in same segment (portion between two successive nodes) vibrate in same phase.

(f) The particles in two consecutive segments vibrate in opposite phase.

(g) Since nodes are permanently at rest so energy can not be transmitted across these.

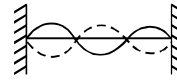

**VIBRATIONS OF STRINGS ( STANDING WAVE)****(a) Fixed at both ends :**

1. Fixed ends will be nodes. So waves for which

$$L = \frac{\lambda}{2}$$

$$L = \frac{2\lambda}{2}$$

$$L = \frac{3\lambda}{2}$$



are possible giving

$$L = \frac{n\lambda}{2}$$

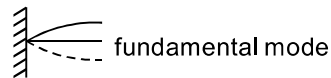
$$\text{or } \lambda = \frac{2L}{n} \text{ where } n = 1, 2, 3, \dots$$

$$\text{as } v = \sqrt{\frac{T}{\mu}}$$

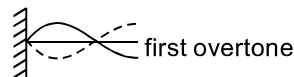
$$f_n = \frac{n}{2L} \sqrt{\frac{T}{\mu}}, \quad n = \text{no. of loops}$$

**(b) String free at one end :**

$$1. \text{ for fundamental mode } L = \frac{\lambda}{4} \text{ or } \lambda = 4L$$



$$\text{First overtone } L = \frac{3\lambda}{4} \text{ Hence } \lambda = \frac{4L}{3}$$



$$\text{so } f_1 = \frac{3}{4L} \sqrt{\frac{T}{\mu}} \text{ (First overtone)}$$

$$\text{Second overtone } f_{\frac{5}{2}} = \frac{5}{4L} \sqrt{\frac{T}{\mu}} \quad \text{so } f_{\frac{n+1}{2}} = \frac{n+1}{2L} \sqrt{\frac{T}{\mu}} = \frac{(2n+1)}{4L} \sqrt{\frac{T}{\mu}}$$

## HEAT & THERMODYNAMICS

$$\text{Total translational K.E. of gas} = \frac{1}{2} M \langle V^2 \rangle = \frac{3}{2} PV = \frac{3}{2} nRT$$

$$\langle V^2 \rangle = \frac{3P}{\rho} \quad V_{\text{rms}} = \sqrt{\frac{3P}{\rho}} = \sqrt{\frac{3RT}{M_{\text{mol}}}} = \sqrt{\frac{3KT}{m}}$$

**Important Points :**

$$V_{\text{rms}} \propto \sqrt{T} \quad \bar{V} = \sqrt{\frac{8KT}{\pi m}} = 1.59 \sqrt{\frac{KT}{m}} \quad V_{\text{mp}} = 1.41 \sqrt{\frac{KT}{m}}$$

$$\text{Most probable speed } V_{\text{mp}} = \sqrt{\frac{2KT}{m}} = 1.41 \sqrt{\frac{KT}{m}}$$

$$\therefore V_{\text{rms}} > \bar{V} > V_{\text{mp}}$$

**Degree of freedom :**

Mono atomic  $f = 3$

Diatomic  $f = 5$

polyatomic  $f = 6$

**Maxwell's law of equipartition of energy :**

$$\text{Total K.E. of the molecule} = \frac{1}{2} f KT$$

For an ideal gas :

$$\text{Internal energy } U = \frac{f}{2} nRT$$

$$\text{Workdone in isothermal process :} \quad W = [2.303 nRT \log_{10} \frac{V_f}{V_i}]$$

$$\text{Internal energy in isothermal process :} \quad \Delta U = 0$$

$$\text{Work done in isochoric process :} \quad dW = 0$$

**Change in int. energy in isochoric process :**

$$\Delta U = n \frac{f}{2} R \Delta T = \text{heat given}$$

**Isobaric process :**

$$\text{Work done } \Delta W = nR(T_f - T_i)$$

$$\text{change in int. energy } \Delta U = nC_V \Delta T$$

heat given  $\Delta Q = \Delta U + \Delta W$

**Specific heat :**  $C_V = \frac{f}{2} R$        $C_p = \frac{f}{2} + 1 R$

**Molar heat capacity of ideal gas in terms of R :**

(i) for monoatomic gas :  $\frac{C_p}{C_v} = 1.67$

(ii) for diatomic gas :  $\frac{C_p}{C_v} = 1.4$

(iii) for triatomic gas :  $\frac{C_p}{C_v} = 1.33$

**In general :**  $\gamma = \frac{C_p}{C_v} = 1 + \frac{2}{f}$

Mayer's eq.  $C_p - C_v = R$  for ideal gas only

**Adiabatic process :**

Work done  $\Delta W = \frac{nR(T_i - T_f)}{\gamma - 1}$

**In cyclic process :**

$\Delta Q = \Delta W$

**In a mixture of non-reacting gases :**

Mol. wt. =  $\frac{n_1 M_1 + n_2 M_2}{n_1 + n_2}$

$C_v = \frac{n_1 C_{v_i} + n_2 C_{v_{ii}}}{n_1 + n_2}$

$\gamma = \frac{C_{p(\text{mix})}}{C_{v(\text{mix})}} = \frac{n_1 C_{p_i} + n_2 C_{p_{ii}} + \dots}{n_1 C_{v_i} + n_2 C_{v_{ii}} + \dots}$

**Calorimetry and thermal expansion**

**Types of thermometers :**

(a) **Liquid Thermometer :**  $T = \frac{l - l_0}{l_{100} - l_0} \times 100$

(b) **Gas Thermometer :**

**Constant volume :**  $T = \frac{P - P_0}{P_{100} - P_0} \times 100$  ;  $P = P_0 + \rho gh$

**Constant Pressure :**  $T = \frac{V}{V - V_0} T_0$

**(c) Electrical Resistance Thermometer :**

$$T = \frac{R_t - R_0}{R_{100} - R_0} \times 100$$

**Thermal Expansion :**

**(a) Linear :**

$$\alpha = \frac{\Delta L}{L_0 \Delta T} \quad \text{or} \quad L = L_0 (1 + \alpha \Delta T)$$

**(b) Area/superficial :**

$$\beta = \frac{\Delta A}{A_0 \Delta T} \quad \text{or} \quad A = A_0 (1 + \beta \Delta T)$$

**(c) volume/ cubical :**

$$\gamma = \frac{\Delta V}{V_0 \Delta T} \quad \text{or} \quad V = V_0 (1 + \gamma \Delta T)$$

$$\alpha = \frac{\beta}{2} = \frac{\gamma}{3}$$

**Thermal stress of a material :**

$$\frac{F}{A} = Y \frac{\Delta \ell}{\ell}$$

**Energy stored per unit volume :**

$$E = \frac{1}{2} K (\Delta L)^2 \quad \text{or} \quad E = \frac{1}{2} \frac{AY}{L} (\Delta L)^2$$

**Variation of time period of pendulum clocks :**

$$\Delta T = \frac{1}{2} \Delta \theta T$$

$T < T_0$  - clock-fast : time-gain

$T > T_0$  - clock slow : time-loss

**CALORIMETRY :**

$$\text{Specific heat } S = \frac{Q}{m \Delta T}$$

$$\text{Molar specific heat } C = \frac{\Delta Q}{n \cdot \Delta T}$$

$$\text{Water equivalent} = m_w S_w$$

### HEAT TRANSFER

$$\text{Thermal Conduction : } \frac{dQ}{dt} = KA \frac{dT}{dx}$$

$$\text{Thermal Resistance : } R = \frac{l}{KA}$$

**Series and parallel combination of rod :**

$$(i) \text{ Series : } \frac{l_{eq}}{K_{eq}} = \frac{l_1}{K_1} + \frac{l_2}{K_2} + \dots \quad (\text{when } A_1 = A_2 = A_3 = \dots)$$

$$(ii) \text{ Parallel : } K_{eq} A_{eq} = K_1 A_1 + K_2 A_2 + \dots \quad (\text{when } l_1 = l_2 = l_3 = \dots)$$

for absorption, reflection and transmission

$$r + t + a = 1$$

$$\text{Emissive power : } E = \frac{\Delta U}{\Delta A \Delta t}$$

$$\text{Spectral emissive power : } E_{\lambda} = \frac{dE}{d\lambda}$$

$$\text{Emissivity : } e = \frac{E \text{ of a body at } T \text{ temp.}}{E \text{ of a black body at } T \text{ temp.}}$$

$$\text{Kirchoff's law : } \frac{E(\text{body})}{a(\text{body})} = E(\text{black body})$$

$$\text{Wein's Displacement law : } \lambda_m \cdot T = b.$$

$$b = 0.282 \text{ cm-k}$$

**Stefan Boltzmann law :**

$$u = \sigma T^4 \quad s = 5.67 \cdot 10^{-8} \text{ W/m}^2 \text{ k}^4$$

$$\Delta u = u_1 - u_2 = e \sigma A (T_1^4 - T_2^4)$$

$$\text{Newton's law of cooling : } \frac{d\theta}{dt} = k(\theta - \theta_0) ; \theta = \theta_0 + (\theta_1 - \theta_0) e^{-kt}$$

## ELECTROSTATICS

**Coulomb force between two point charges**  $F = \frac{1}{4\pi\epsilon_0\epsilon_r} \frac{q_1q_2}{|r|^3} r = \frac{1}{4\pi\epsilon_0\epsilon_r} \frac{q_1q_2}{|r|^2} r$

- The electric field intensity at any point is the force experienced by unit positive charge, given by  $E = \frac{F}{q_0}$

**Electric force on a charge 'q' at the position of electric field intensity  $E$  produced by some source charges is  $F = qE$**

### Electric Potential

If  $(W_{ext})_P$  is the work required in moving a point charge  $q$  from infinity to a point  $P$ , the electric potential of the point  $P$  is

$$V_P = \frac{(W_P)_{ext}}{q} \quad \text{acc}=0$$

**Potential Difference between two points A and B is**

$$V_A - V_B$$

### Formulae of $E$ and potential $V$

(i) Point charge  $E = \frac{Kq}{|r|^2} r = \frac{Kq}{r^3} r, V = \frac{Kq}{r}$

(ii) Infinitely long line charge  $\frac{\lambda}{2\pi\epsilon_0 r} r = \frac{2K\lambda r}{r}$   
 $V = \text{not defined}, V_B - V_A = 2K\lambda \ln(r_B/r_A)$

(iii) Infinite nonconducting thin sheet  $\frac{\sigma}{2\epsilon_0} n$ ,  
 $V = \text{not defined}, V_B - V_A = -\frac{\sigma}{2\epsilon_0}(r_B - r_A)$

(iv) Uniformly charged ring

$$E_{axis} = \frac{KQx}{(R^2 + x^2)^{3/2}}, \quad E_{radial} = 0$$

$$V_{axis} = \frac{KQ}{\sqrt{R^2 + x^2}}, \quad V_{radial} = \frac{KQ}{R}$$

$x$  is the distance from centre along axis.

(v) Infinitely large charged conducting sheet  $\frac{\sigma}{\epsilon_0} n$

$$V = \text{not defined}, V_B - V_A = -\frac{\sigma}{\epsilon_0}(r_B - r_A)$$

(vi) Uniformly charged hollow conducting/ nonconducting /solid conducting sphere

(a) for  $E = \frac{KQ}{|r|^2} r, r > R, V = \frac{KQ}{r}$

(b)  $E = 0$  for  $r < R, V = \frac{KQ}{R}$

(vii) Uniformly charged solid nonconducting sphere (insulating material)

$$(a) \quad E = \frac{kQ}{|r|^2} \text{ for } r < R, \quad V = \frac{kQ}{r}$$

$$(b) \quad E = \frac{kQr}{R^3} = \frac{\rho r}{3\epsilon_0} \text{ for } r > R, \quad V = \frac{\rho}{6\epsilon_0} (3R^2 - r^2)$$

(viii) thin uniformly charged disc (surface charge density is  $\sigma$ )

$$E_{\text{axis}} = \frac{\sigma}{2\epsilon_0} \left( 1 - \frac{x}{\sqrt{R^2 + x^2}} \right) \quad V_{\text{axis}} = \frac{\sigma}{2\epsilon_0} \left( \sqrt{R^2 + x^2} - x \right)$$

**Work done by external agent in taking a charge  $q$  from A to B is**

$$(W_{\text{ext}})_{AB} = q(V_B - V_A) \text{ or } (W_{\text{ext}})_{AB} = q(V_A - V_B)$$

**The electrostatic potential energy of a point charge**

$$U = qV$$

**U = PE of the system =**

$$\frac{U_1 + U_2 + \dots}{2} = (U_{12} + U_{13} + \dots + U_{1n}) + (U_{23} + U_{24} + \dots + U_{2n}) + (U_{34} + U_{35} + \dots + U_{3n}) \dots$$

$$\text{Energy Density} = \frac{1}{2} \epsilon E^2$$

$$\text{Self Energy of a uniformly charged shell} = U_{\text{self}} = \frac{kQ^2}{2R}$$

$$\text{Self Energy of a uniformly charged solid non-conducting sphere} = U_{\text{self}} = \frac{3kQ^2}{5R}$$

**Electric Field Intensity Due to Dipole**

$$(i) \text{ on the axis } E = \frac{2KP}{r^3}$$

$$(ii) \text{ on the equatorial position : } E = \frac{KP}{r^3}$$

(iii) Total electric field at general point O ( $r, \theta$ ) is

$$E_{\text{net}} = \frac{KP}{r^3} \sqrt{1 + 3\cos^2 \theta}$$

**Potential Energy of an Electric Dipole in External Electric Field :**

$$U = - \vec{p} \cdot \vec{E}$$

**Electric Dipole in Uniform Electric Field :**

$$\text{torque } \vec{\tau} = \vec{p} \times \vec{E}; \quad \vec{F} = 0$$

**Electric Dipole in Nonuniform Electric Field:**

$$\text{torque } \vec{\tau} = \vec{p} \times \vec{E}; \quad U = -p E, \quad \text{Net force } |F| = \left| p \frac{E}{r} \right|$$

**Electric Potential Due to Dipole at General Point ( $r, \theta$ ) :**

$$V = \frac{P \cos \theta}{4\pi\epsilon_0 r^2} = \frac{P \cos \theta}{4\pi\epsilon_0 r^2}$$

**The electric flux over the whole area is given by**

$$\phi_{\square} = \int_S \vec{E} \cdot d\vec{S} = \int_S E_n dS$$

**Flux using Gauss's law**, Flux through a closed surface

$$\phi_{\square} = \oint E \cdot d\vec{S} = \frac{q_{in}}{\epsilon_0}$$

**Electric field intensity near the conducting surface**

$$= \frac{\sigma}{\epsilon_0} n$$

**Electric pressure** : Electric pressure at the surface of a conductor is given by formula

$$P = \frac{\sigma^2}{2\epsilon_0} \text{ where } \sigma \text{ is the local surface charge density.}$$

Potential difference between points A and B

$$V_B - V_A = \int_A^B \vec{E} \cdot d\vec{r}$$

$$\vec{E} = -i \frac{\partial V}{\partial x} - j \frac{\partial V}{\partial y} - k \frac{\partial V}{\partial z} = -i \frac{\partial V}{\partial x} - j \frac{\partial V}{\partial y} - k \frac{\partial V}{\partial z}$$

$$= -\text{grad } V$$

## CURRENT ELECTRICITY

### 1. ELECTRIC CURRENT

$$I_{av} = \frac{\Delta q}{\Delta t} \text{ and instantaneous current}$$

$$i = \lim_{\Delta t \rightarrow 0} \frac{\Delta q}{\Delta t} = \frac{dq}{dt}$$

### 2. ELECTRIC CURRENT IN A CONDUCTOR

$$I = nAeV_d$$

$$V_d = \frac{\lambda}{\tau}$$

$$V_d = \frac{\frac{1}{2} \frac{eE}{m} \tau^2}{\tau} = \frac{1}{2} \frac{eE}{m} \tau$$

$$I = neAV_d$$

### 3. CURRENT DENSITY

$$\vec{J} = \frac{dI}{ds} \vec{n}$$

### 4. ELECTRICAL RESISTANCE

$$I = neAV_d = neA \frac{eE}{2m} \tau = \frac{ne^2\tau}{2m} AE$$

$$E = \frac{V}{\ell} \quad \text{so} \quad I = \frac{ne^2\tau}{2m} \frac{A}{\ell} \quad V = \frac{A}{\rho\ell} \quad V = V/R \quad V = IR$$

$\rho$  is called resistivity (it is also called specific resistance) and  $\rho = \frac{2m}{ne^2\tau} = \frac{1}{\sigma}$ ,  $\sigma$  is called conductivity.

Therefore current in conductors is proportional to potential difference applied across its ends. This is **Ohm's Law**.

Units: R ohm( $\Omega$ ),  $\rho$  ohm-meter( $\Omega\text{-m}$ ) also called siemens,  $\sigma$   $\Omega^{-1}\text{m}^{-1}$ .

**Dependence of Resistance on Temperature :**

$$R = R_0 (1 + \alpha \theta).$$

**Electric current in resistance**

$$I = \frac{V_2 - V_1}{R}$$

## 5. ELECTRICAL POWER

$$P = V I$$

$$\text{Energy} = p dt$$

$$P = I^2 R = VI = \frac{V^2}{R} .$$

$$H = VIt = I^2 Rt = \frac{V^2}{R} t$$

$$H = I^2 RT \quad \text{Joule} = \frac{I^2 RT}{4.2} \quad \text{Calorie}$$

## 9. KIRCHHOFF'S LAWS

### 9.1 Kirchhoff's Current Law (Junction law)

$$\sum I_{in} = \sum I_{out}$$

### 9.2 Kirchhoff's Voltage Law (Loop law)

$$\sum IR + \sum \text{EMF} = 0 .$$

## 10. COMBINATION OF RESISTANCES :

**Resistances in Series:**

$R = R_1 + R_2 + R_3 + \dots + R_n$  (this means  $R_{eq}$  is greater than any resistor) ) and

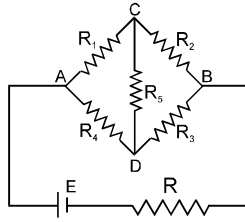
$$V = V_1 + V_2 + V_3 + \dots + V_n .$$

$$V_1 = \frac{R_1}{R_1 + R_2 + \dots + R_n} V ; V_2 = \frac{R_2}{R_1 + R_2 + \dots + R_n} V ;$$

### 2. Resistances in Parallel :

$$\boxed{\frac{1}{R_{eq}} = \frac{1}{R_1} + \frac{1}{R_2} + \frac{1}{R_3}}$$

11. WHEATSTONE NETWORK : (4 TERMINAL NETWORK)



When current through the galvanometer is zero (null point or balance point)  $\frac{P}{Q} = \frac{R}{S}$ , then PS = QR

13. GROUPING OF CELLS

13.1 Cells in Series :



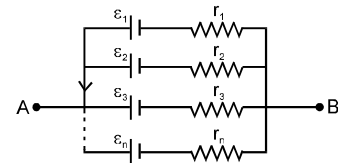
Equivalent EMF  $E_{eq} = E_1 + E_2 + \dots + E_n$  [write EMF's with polarity]

Equivalent internal resistance  $r_{eq} = r_1 + r_2 + r_3 + r_4 + \dots + r_n$

13.2 Cells in Parallel:

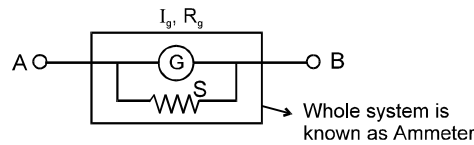
$$E_{eq} = \frac{\frac{\epsilon_1}{r_1} + \frac{\epsilon_2}{r_2} + \dots + \frac{\epsilon_n}{r_n}}{\frac{1}{r_1} + \frac{1}{r_2} + \dots + \frac{1}{r_n}} \quad \text{[Use emf with polarity]}$$

$$\frac{1}{r_{eq}} = \frac{1}{r_1} + \frac{1}{r_2} + \dots + \frac{1}{r_n}$$

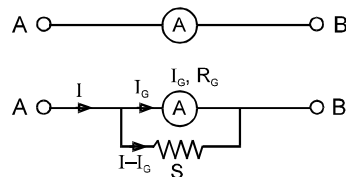


15. AMMETER

A shunt (small resistance) is connected in parallel with galvanometer to convert it into ammeter. An ideal ammeter has zero resistance



Ammeter is represented as follows -



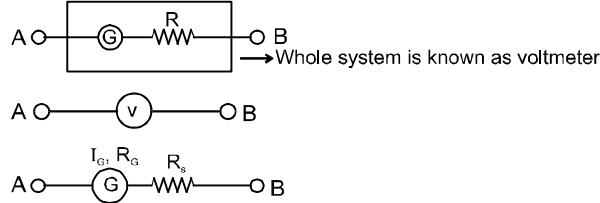
If maximum value of current to be measured by ammeter is I then  $I_G \cdot R_G = (I - I_G)S$

$$S = \frac{I_G \cdot R_G}{I - I_G} \quad S = \frac{I_G \cdot R_G}{I} \quad \text{when } I \gg I_G.$$

where I = Maximum current that can be measured using the given ammeter.

**16. VOLTMETER**

A high resistance is put in series with galvanometer. It is used to measure potential difference across a resistor in a circuit.



For maximum potential difference

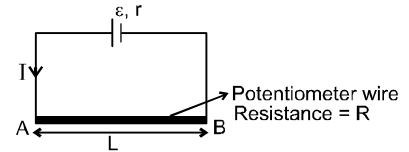
$$V = I_G \cdot R_S + I_G R_G$$

$$R_S = \frac{V}{I_G} - R_G \quad \text{if} \quad R_G \ll R_S$$

$$R_S = \frac{V}{I_G} - R_G$$

**17. POTENTIOMETER**

$$I = \frac{\epsilon}{r + R}$$



$$V_A \quad V_B = \frac{\epsilon}{R+r} \cdot R$$

Potential gradient (x) Potential difference per unit length of wire

$$x = \frac{V_A - V_B}{L} = \frac{\epsilon}{R+r} \cdot \frac{R}{L}$$

**Application of potentiometer**

(a) To find emf of unknown cell and compare emf of two cells.

In case I,

In figure (1) is joint to (2) then balance length =  $l_1$

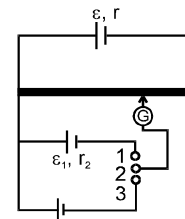
$$\epsilon_1 = x l_1 \quad \dots(1)$$

in case II,

In figure (3) is joint to (2) then balance length =  $l_2$

$$\epsilon_2 = x l_2 \quad \dots(2)$$

$$\frac{\epsilon_1}{\epsilon_2} = \frac{l_1}{l_2}$$



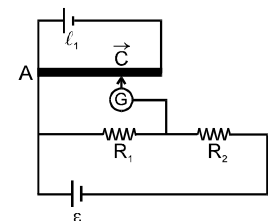
If any one of  $\epsilon_1$  or  $\epsilon_2$  is known the other can be found. If x is known then both  $\epsilon_1$  and  $\epsilon_2$  can be found

(b) To find current if resistance is known

$$V_A \quad V_C = x l_1$$

$$I R_1 = x l_1$$

$$I = \frac{x l_1}{R_1}$$

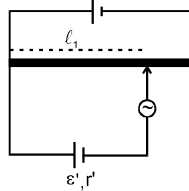


Similarly, we can find the value of  $R_2$  also.

Potentiometer is ideal voltmeter because it does not draw any current from circuit, at the balance point.

**(c) To find the internal resistance of cell.**

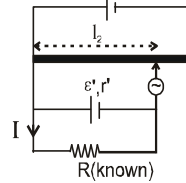
1<sup>st</sup> arrangement



by first arrangement  $\varepsilon = x l_1$

by second arrangement  $IR = x l_2$

2<sup>nd</sup> arrangement



...(1)

$$I = \frac{x l_2}{R}, \quad \text{also } I = \frac{\varepsilon'}{r'+R}$$

$$\therefore \frac{\varepsilon'}{r'+R} = \frac{x l_2}{R} \qquad \frac{x l_1}{r'+R} = \frac{x l_2}{R}$$

$$r = \frac{l_1 - l_2}{l_2} R$$

**(d) Ammeter and voltmeter can be graduated by potentiometer.**

**(e) Ammeter and voltmeter can be calibrated by potentiometer.**

**18. METRE BRIDGE (USE TO MEASURE UNKNOWN RESISTANCE)**

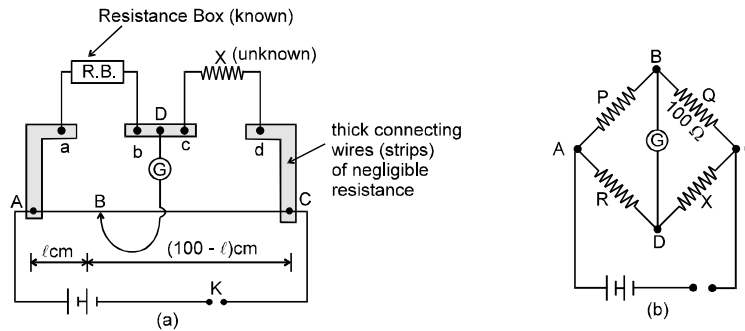
If  $AB = \ell$  cm, then  $BC = (100 - \ell)$  cm.

Resistance of the wire between A and B,  $R = \sigma \ell$

[  $\because$  Specific resistance  $\rho$  and cross-sectional area  $A$  are same for whole of the wire ]

or  $R = \sigma \ell$  ... (1)

where  $\sigma$  is resistance per cm of wire.



If  $P$  is the resistance of wire between A and B then

$$P = \sigma \ell \qquad P = \sigma(\ell)$$

Similarly, if  $Q$  is resistance of the wire between B and C, then

$$Q = \sigma(100 - \ell)$$

$\therefore$  ... (2)

Dividing (1) by (2),  $\frac{P}{Q} = \frac{\ell}{100 - \ell}$

Applying the condition for balanced Wheatstone bridge, we get  $R \cdot Q = P \cdot X$

$$\therefore x = R \frac{Q}{P} \quad \text{or} \quad X = \frac{100 - \ell}{\ell} R$$

Since R and  $\ell$  are known, therefore, the value of X can be calculated.

## CAPACITANCE

1. (i)  $q = V \quad C = CV$   
 $q$  : Charge on positive plate of the capacitor  
 $C$  : Capacitance of capacitor.  
 $V$  : Potential difference between positive and negative plates.

- (ii) Representation of capacitor :  $-| | - , -| (-$

- (iii) Energy stored in the capacitor :  $U = \frac{1}{2} CV^2 = \frac{Q^2}{2C} = \frac{QV}{2}$

- (iv) Energy density =  $\frac{1}{2} \epsilon_0 \epsilon_r E^2 = \frac{1}{2} \epsilon_0 K E^2$

$\epsilon_r$  = Relative permittivity of the medium.

$K = \epsilon_r$  : Dielectric Constant

For vacuum, energy density =  $\frac{1}{2} \epsilon_0 E^2$

- (v) Types of Capacitors :

**(a) Parallel plate capacitor**

$$C = \frac{\epsilon_0 \epsilon_r A}{d} = K \frac{\epsilon_0 A}{d}$$

A : Area of plates

d : distance between the plates (  $\ll$  size of plate )

**(b) Spherical Capacitor :**

Capacitance of an isolated spherical Conductor (hollow or solid )

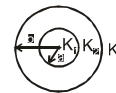
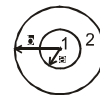
$$C = 4 \pi \epsilon_0 \epsilon_r R$$

R = Radius of the spherical conductor

Capacitance of spherical capacitor

$$C = 4\pi\epsilon_0 \frac{ab}{(b-a)}$$

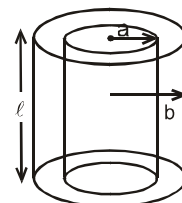
$$C = \frac{4\pi\epsilon_0 K_2 ab}{(b-a)}$$



**(c) Cylindrical Capacitor :  $\ell \gg \{a, b\}$**

$$\text{Capacitance per unit length} = \frac{2\pi\epsilon_0}{\ln(b/a)} \text{ F/m}$$

- (vi) Capacitance of capacitor depends on



- (a) Area of plates  
 (b) Distance between the plates  
 (c) Dielectric medium between the plates.

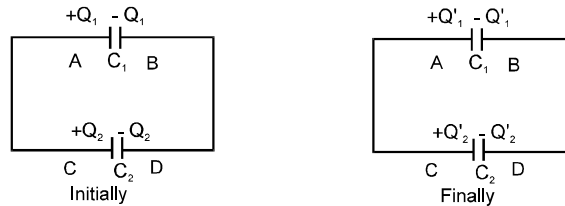
(vii) Electric field intensity between the plates of capacitor  $E = \frac{\sigma}{\epsilon_0} = \frac{V}{d}$

$\sigma$  : Surface charge density

(viii) Force experienced by any plate of capacitor :  $F = \frac{q^2}{2A\epsilon_0}$

## 2. DISTRIBUTION OF CHARGES ON CONNECTING TWO CHARGED CAPACITORS:

When two capacitors are  $C_1$  and  $C_2$  are connected as shown in figure



- (a) Common potential :

$$V = \frac{C_1 V_1 + C_2 V_2}{C_1 + C_2} = \frac{\text{Total charge}}{\text{Total capacitance}}$$

(b)  $Q_1' = C_1 V = \frac{C_1}{C_1 + C_2} (Q_1 + Q_2)$

$$Q_2' = C_2 V = \frac{C_2}{C_1 + C_2} (Q_1 + Q_2)$$

- (c) Heat loss during redistribution :

$$\Delta H = U_i \quad U_i = \frac{1}{2} \frac{C_1 C_2}{C_1 + C_2} (V_1 - V_2)^2$$

The loss of energy is in the form of Joule heating in the wire.

## 3. Combination of capacitor :

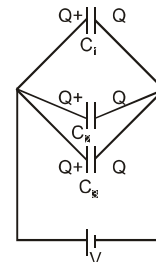
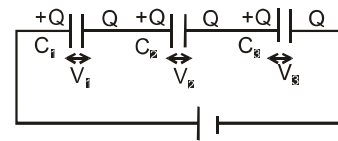
- (i) Series Combination

$$\frac{1}{C_{\text{eq}}} = \frac{1}{C_1} + \frac{1}{C_2} + \frac{1}{C_3} \quad V_1 : V_2 : V_3 = \frac{1}{C_1} : \frac{1}{C_2} : \frac{1}{C_3}$$

- (ii) Parallel Combination :

$$C_{\text{eq}} = C_1 + C_2 + C_3$$

$$Q_1 : Q_2 : Q_3 = C_1 : C_2 : C_3$$



**4. Charging and Discharging of a capacitor :**

(i) Charging of Capacitor ( Capacitor initially uncharged ):

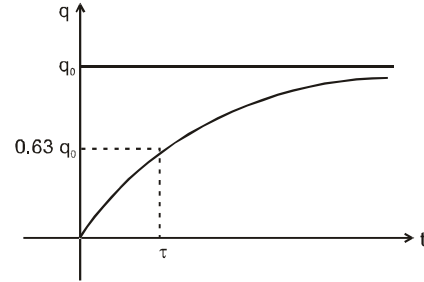
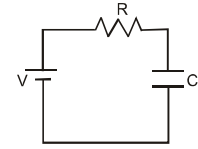
$$q = q_0 ( 1 - e^{-t/\tau} )$$

$q_0$  = Charge on the capacitor at steady state

$$q_0 = CV$$

$\tau$  : Time constant =  $CR_{eq}$

$$I = \frac{q_0}{\tau} e^{-t/\tau} = \frac{V}{R} e^{-t/\tau}$$

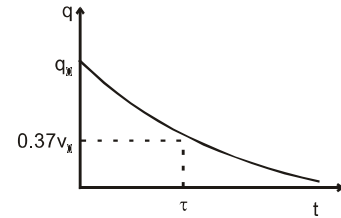
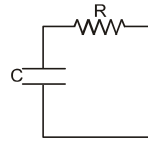


(ii) Discharging of Capacitor :

$$q = q_0 e^{-t/\tau}$$

$q_0$  = Initial charge on the capacitor

$$I = \frac{q_0}{\tau} e^{-t/\tau}$$

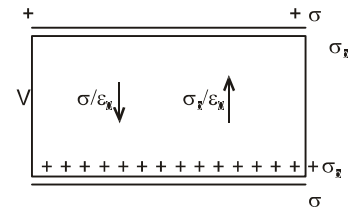


**5. Capacitor with dielectric :**

(i) Capacitance in the presence of dielectric :

$$C = \frac{K\epsilon_0 A}{d} = KC_0$$

$C_0$  = Capacitance in the absence of dielectric.



(ii)  $E_{ind} = E$     $E_{ind} = \frac{\sigma}{\epsilon_0} - \frac{\sigma_b}{\epsilon_0} = \frac{\sigma}{K\epsilon_0} = \frac{V}{d}$

$E = \frac{\sigma}{\epsilon_0}$  Electric field in the absence of dielectric

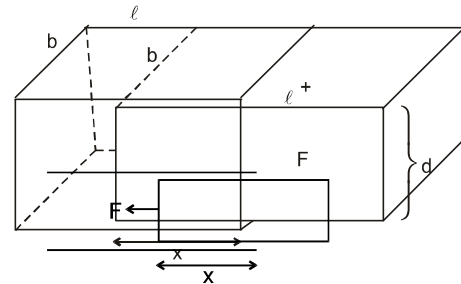
$E_{ind}$  : Induced (bound) charge density.

(iii)  $\sigma_b = \sigma(1 - \frac{1}{K})$ .

**6. Force on dielectric**

(i) When battery is connected    $F = \frac{\epsilon_0 b(K-1)V^2}{2d}$

(ii) When battery is not connected    $F = \frac{Q^2}{2C^2} \frac{dC}{dx}$

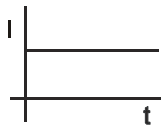


\* Force on the dielectric will be zero when the dielectric is fully inside.

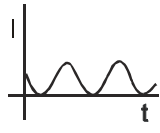
## ALTERNATING CURRENT

### 1. AC AND DC CURRENT :

A current that changes its direction periodically is called alternating current (AC). If a current maintains its direction constant it is called direct current (DC).



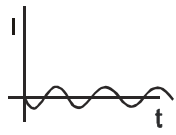
constant dc



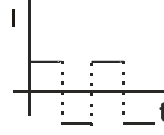
periodic dc



variable dc



ac



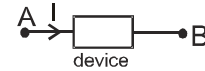
ac

### 3. ROOT MEAN SQUARE VALUE:

Root Mean Square Value of a function, from  $t_1$  to  $t_2$ , is defined as  $f_{\text{rms}} = \sqrt{\frac{\int_{t_1}^{t_2} f^2 dt}{t_2 - t_1}}$ .

### 4. POWER CONSUMED OR SUPPLIED IN AN AC CIRCUIT:

$$\text{Average power consumed in a cycle} = \frac{\int_0^{\frac{2\pi}{\omega}} P dt}{\frac{2\pi}{\omega}} = \frac{1}{2} V_m I_m \cos \phi$$



$$= \frac{V_m}{\sqrt{2}} \cdot \frac{I_m}{\sqrt{2}} \cdot \cos \phi = V_{\text{rms}} I_{\text{rms}} \cos \phi.$$

Here  $\cos \phi$  is called **power factor**.

### 5. SOME DEFINITIONS:

The factor  $\cos \phi$  is called **Power factor**.

$I_m \sin \phi$  is called **wattless current**.

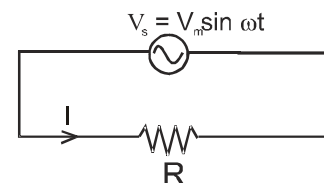
**Impedance Z** is defined as  $Z = \frac{V_m}{I_m} = \frac{V_{\text{rms}}}{I_{\text{rms}}}$

$\omega L$  is called **inductive reactance** and is denoted by  $X_L$

$\frac{1}{\omega C}$  is called **capacitive reactance** and is denoted by  $X_C$

### 6. PURELY RESISTIVE CIRCUIT:

$$I = \frac{v_s}{R} = \frac{V_m \sin \omega t}{R} = I_m \sin \omega t$$



$$I_m = \frac{V_m}{R}$$

$$I_{rms} = \frac{V_{rms}}{R}$$

$$\langle P \rangle = V_{rms} I_{rms} \cos \phi = \frac{V_{rms}^2}{R}$$

7. PURELY CAPACITIVE CIRCUIT:

$$I = \frac{V_m}{1/\omega C} \cos \omega t$$

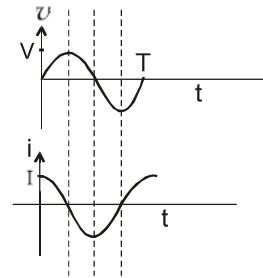
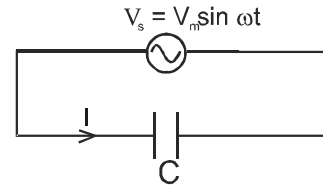
$$= \frac{V_m}{X_C} \cos \omega t = I_m \cos \omega t.$$

$X_C = \frac{1}{\omega C}$  and is called capacitive reactance.

$I_m$  leads by  $V_m$  by  $\pi/2$  Diagrammatically (phasor diagram) it is represented as



Since  $\phi = 90^\circ$ ,  $\langle P \rangle = V_{rms} I_{rms} \cos \phi = 0$

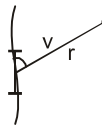


MAGNETIC EFFECT OF CURRENT & MAGNETIC FORCE ON CHARGE/CURRENT

1. Magnetic field due to a moving point charge

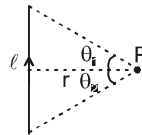
$$B = \frac{\mu_0}{4\pi} \frac{q(v \times r)}{r^3}$$

2. Biot-savart's Law



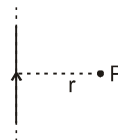
$$d\vec{B} = \frac{\mu_0 I}{4\pi} \frac{d\vec{l} \times \vec{r}}{r^3}$$

3. Magnetic field due to a straight wire



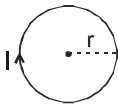
$$B = \frac{\mu_0}{4\pi} \frac{I}{r} (\sin \theta_1 + \sin \theta_2)$$

4. Magnetic field due to infinite straight wire



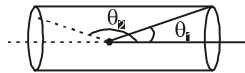
$$B = \frac{\mu_0}{2\pi} \frac{I}{r}$$

**5. Magnetic field due to circular loop**


(i) At centre   $B = \frac{\mu_0 NI}{2r}$

(ii) At Axis  $B = \frac{\mu_0}{2} \frac{NIR^2}{(R^2 + x^2)^{3/2}}$

**6. Magnetic field on the axis of the solenoid**

  $B = \frac{\mu_0 nI}{2} (\cos \theta_1 + \cos \theta_2)$

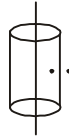
**7. Ampere's Law**

  $\oint \mathbf{B} \cdot d\mathbf{l} = \mu_0 I$

**8. Magnetic field due to long cylindrical shell**

$$B = 0, r < R$$

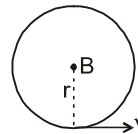
$$= \frac{\mu_0 I}{2\pi r}, r > R$$


**9. Magnetic force acting on a moving point charge**

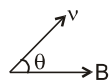
a.  $F = q(\mathbf{v} \times \mathbf{B})$

(i)  $\mathbf{v} \perp \mathbf{B}$

$$r = \frac{mv}{qB}$$



$$T = \frac{2\pi m}{qB}$$

(ii) 

$$r = \frac{mv \sin \theta}{qB}$$

$$T = \frac{2\pi m}{qB}$$

$$\text{Pitch} = \frac{2\pi m v \cos \theta}{qB}$$

b.  $F = q[(\mathbf{v} \times \mathbf{B}) + \mathbf{E}]$

10. **Magnetic force acting on a current carrying wire**

$$F = I(\ell \times B)$$

11. **Magnetic Moment of a current carrying loop**

$$M = N \cdot I \cdot A$$

12. **Torque acting on a loop**

$$\vec{\tau} = \vec{M} \times \vec{B}$$

13. **Magnetic field due to a single pole**

$$B = \frac{\mu_0 \cdot m}{4\pi r^2}$$

14. **Magnetic field on the axis of magnet**

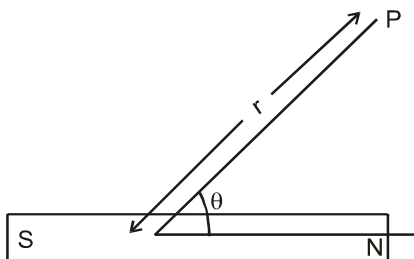
$$B = \frac{\mu_0 \cdot 2M}{4\pi r^3}$$

15. **Magnetic field on the equatorial axis of the magnet**

$$B = \frac{\mu_0 \cdot M}{4\pi r^3}$$

16. **Magnetic field at point P due to magnet**

$$B = \frac{\mu_0 M}{4\pi r^3} \sqrt{1 + 3 \cos^2 \theta}$$



## ELECTROMAGNETIC INDUCTION

1. **Magnetic flux** is mathematically defined as  $\phi = \int B \cdot ds$

2. **Faraday s laws of electromagnetic induction**

$$E = - \frac{d\phi}{dt}$$

3. **Lenz s Law** (conservation of energy principle)

According to this law, emf will be induced in such a way that it will oppose the cause which has produced it.  
 Motional emf

4. **Induced emf due to rotation**

Emf induced in a conducting rod of length  $l$  rotating with angular speed  $\omega$  about its one end, in a uniform perpendicular magnetic field  $B$  is  $\frac{1}{2} B \omega l^2$ .

1. **EMF Induced in a rotating disc :**

Emf between the centre and the edge of disc of radius  $r$  rotating in a magnetic field  $B = \frac{B\omega r^2}{2}$

5. **Fixed loop in a varying magnetic field**

If magnetic field changes with the rate  $\frac{dB}{dt}$ , electric field is generated whose average tangential value along a

$$\text{circle is given by } E = \frac{B}{2}$$

This electric field is non conservative in nature. The lines of force associated with this electric field are closed curves.

## 6. Self induction

$$\mathcal{E} = -\frac{\Delta(N\phi)}{\Delta t} = -\frac{\Delta(LI)}{\Delta t} = -L\frac{\Delta I}{\Delta t}$$

The instantaneous emf is given as  $\mathcal{E} = -\frac{d(N\phi)}{dt} = -\frac{d(LI)}{dt} = -L\frac{dI}{dt}$

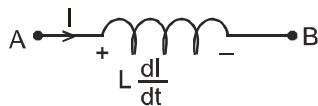
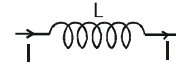
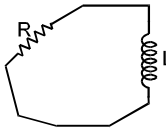
Self inductance of solenoid =  $\mu_r n^2 \pi r^2 \ell$ .

### 6.1 Inductor

It is represent by



electrical equivalence of loop



$$V_A - L \frac{dI}{dt} = V_B$$

Energy stored in an inductor =  $\frac{1}{2} LI^2$

## 7. Growth Of Current in Series R L Circuit

If a circuit consists of a cell, an inductor L and a resistor R and a switch S, connected in series and the switch

is closed at  $t = 0$ , the current in the circuit I will increase as  $I = \frac{\mathcal{E}}{R} (1 - e^{-\frac{Rt}{L}})$

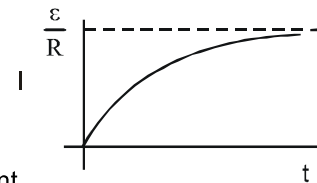
The quantity  $L/R$  is called time constant of the circuit and is denoted by  $\tau$ .

The variation of current with time is as shown.

1. Final current in the circuit =  $\frac{\mathcal{E}}{R}$ , which is independent of L.

2. After one time constant, current in the circuit = 63% of the final current.

3. More time constant in the circuit implies slower rate of change of current.



**8 Decay of current in the circuit containing resistor and inductor:**

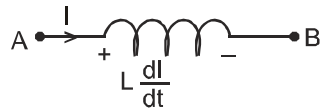
Let the initial current in a circuit containing inductor and resistor be  $I_0$ . Current at a time  $t$  is given as  $I = I_0 e^{-\frac{Rt}{L}}$

Current after one time constant :  $I = I_0 e^{-1} = 0.37\%$  of initial current.

**9. Mutual inductance** is induction of EMF in a coil (secondary) due to change in current in another coil (primary). If current in primary coil is  $I$ , total flux in secondary is proportional to  $I$ , i.e.  $N \phi$  (in secondary)  $\propto I$ .

$$\text{or } N \phi \text{ (in secondary)} = M I.$$

The emf generated around the secondary due to the current flowing around the primary is directly proportional to the rate at which that current changes.

**10. Equivalent self inductance :**


$$L = \frac{V_A - V_B}{di/dt} \quad \dots(1)$$

- Series combination :**  $L = L_1 + L_2$  (neglecting mutual inductance)  
 $L = L_1 + L_2 + 2M$  (if coils are mutually coupled and they have winding in same direction)  
 $L = L_1 + L_2 - 2M$  (if coils are mutually coupled and they have winding in opposite direction)

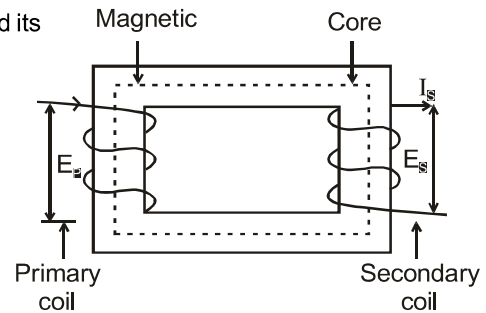
- Parallel Combination :**  $\frac{1}{L} = \frac{1}{L_1} + \frac{1}{L_2}$  (neglecting mutual inductance)

For two coils which are mutually coupled it has been found that  $M$

$\sqrt{L_1 L_2}$  or  $M = k \sqrt{L_1 L_2}$  where  $k$  is called coupling constant and its value is less than or equal to 1.

$$\frac{E_s}{E_p} = \frac{N_s}{N_p} = \frac{I_p}{I_s}, \text{ where denotations have their usual meanings.}$$

$$N_s > N_p \quad E_s > E_p \quad \text{for step up transformer.}$$


**12. LC Oscillations**

$$\omega^2 = \frac{1}{LC}$$

**GEOMETRICAL OPTICS**
**1. Reflection of Light**

$$(b) \quad i = r$$

**1.3 Characteristics of image due to Reflection by a Plane Mirror:**

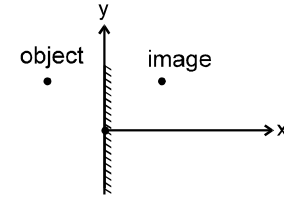
- Distance of object from mirror = Distance of image from the mirror.
- The line joining a point object and its image is normal to the reflecting surface.
- The size of the image is the same as that of the object.
- For a real object the image is virtual and for a virtual object the image is real

## 2. Relation between velocity of object and image :

From mirror property :  $x_{\text{im}} = -x_{\text{ob}}$  ,  $y_{\text{im}} = y_{\text{ob}}$  and  $z_{\text{im}} = z_{\text{ob}}$   
 Here  $x_{\text{im}}$  means x coordinate of image with respect to mirror.  
 Similarly others have meaning.

Differentiating w.r.t time , we get

$$V_{(im)x} = -V_{(ob)x}; \quad V_{(im)y} = V_{(ob)y}; \quad V_{(im)z} = V_{(ob)z}$$



## 3. Spherical Mirror

$$\frac{1}{u} + \frac{1}{v} = \frac{2}{R} = \frac{1}{f} \quad \dots \quad \text{Mirror formula}$$

x co ordinate of centre of Curvature and focus of Concave mirror are negative and those for Convex mirror are positive.

In case of mirrors since light rays reflect back in - X direction, therefore **-ve sign of v indicates real image and +ve sign of v indicates virtual image**

(b) Lateral magnification (or transverse magnification)  $m = \frac{v}{u}$

$$m = - \frac{v}{u}$$

(d) On differentiating (a) we get  $\frac{dv}{du} = - \frac{v^2}{u^2}$

(e) On differentiating (a) with respect to time we get  $\frac{dv}{dt} = - \frac{v^2}{u^2} \frac{du}{dt}$ , where  $\frac{dv}{dt}$  is the velocity of image

along Principal axis and  $\frac{du}{dt}$  is the velocity of object along Principal axis. Negative sign implies that

**the image , in case of mirror, always moves in the direction opposite to that of object. This discussion is for velocity with respect to mirror and along the x axis.**

(f) **Newton's Formula:**  $XY = f^2$

X and Y are the distances ( along the principal axis ) of the object and image respectively from the principal focus. This formula can be used when the distances are mentioned or asked from the focus.

(g) Optical power of a mirror (in Diopters) =  $\frac{1}{f}$

f = focal length with sign and in meters.

(h) If object lying along the principal axis is not of very small size, the longitudinal magnification =  $\frac{v_2 - v_1}{u_2 - u_1}$

(it will always be inverted)

#### 4. Refraction of Light

vacuum.  $\mu = \frac{c}{v} = \frac{\lambda_1}{\lambda_2}$

##### 4.1 Laws of Refraction (at any Refracting Surface)

(b)  $\frac{\sin i}{\sin r} = \text{Constant}$  for any pair of media and for light of a given wave length. This is known as Snell's

Law. More precisely,

$$\frac{\sin i}{\sin r} = \frac{v_2}{v_1} = \frac{\lambda_1}{\lambda_2}$$

##### 4.2 Deviation of a Ray Due to Refraction

Deviation ( $\delta$ ) of ray incident at  $i$  and refracted at  $r$  is given by  $\delta = |i - r|$ .

#### 5. Principle of Reversibility of Light Rays

A ray travelling along the path of the reflected ray is reflected along the path of the incident ray. A refracted ray reversed to travel back along its path will get refracted along the path of the incident ray. Thus the incident and refracted rays are mutually reversible.

#### 7. Apparent Depth and shift of Submerged Object

At near normal incidence (small angle of incidence  $i$ ) apparent depth ( $d'$ ) is given by:

$$d' = \frac{d}{n_{\text{relative}}}$$

$$n_{\text{relative}} = \frac{n_1(\text{R.I. of medium of incidence})}{n_2(\text{R.I. of medium of refraction})}$$

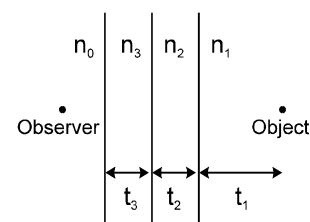
$$\text{Apparent shift} = d \left( 1 - \frac{1}{n_{\text{rel}}} \right)$$

**Refraction through a Composite Slab** (or Refraction through a number of parallel media, as seen from a medium of R. I.  $n_0$ )

Apparent depth (distance of final image from final surface)

$$= \frac{1}{\frac{1}{n_1} + \frac{2}{n_2} + \frac{3}{n_3} + \dots + \dots}$$

$$\text{Apparent shift} = t_1 \left( 1 - \frac{1}{n_{1\text{rel}}} \right) + t_2 \left( 1 - \frac{1}{n_{2\text{rel}}} \right) + \dots + 1 - \frac{n_0}{n_{\text{final}}}$$



#### 8. Critical Angle and Total Internal Reflection (T. I. R.)

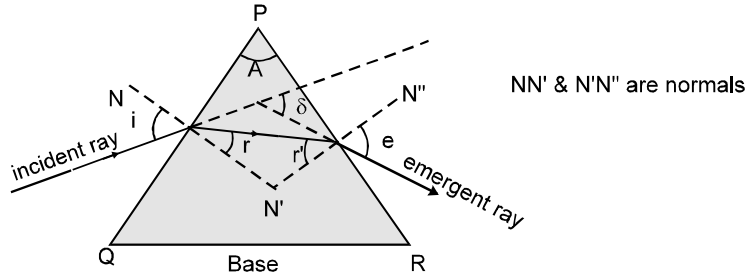
$$C = \sin^{-1} \frac{n_2}{n_1}$$

(i) **Conditions of T. I. R.**

- light is incident on the interface from denser medium.
- Angle of incidence should be greater than the critical angle ( $i > c$ ).

9. Refraction Through Prism

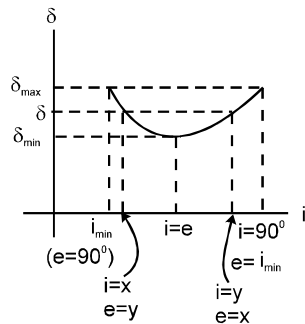
9.1 Characteristics of a prism



$$\delta = (i + e) - (r_i + r_e) \text{ and } r_i + r_e = A$$

$$\therefore \delta = i + e - A.$$

9.2 Variation of  $\delta$  versus  $i$



- (1) There is one and only one angle of incidence for which the angle of deviation is minimum.
- (2) When  $\delta = \delta_{min}$ , the angle of minimum deviation, then  $i = e$  and  $r_i = r_e$ , the ray passes symmetrically w.r.t. the refracting surfaces. We can show by simple calculation that  $\delta_{min} = 2i_{min} - A$  where  $i_{min}$  = angle of incidence for minimum deviation and  $r = A/2$ .

$$\therefore n_{eai} = \frac{\sin\left[\frac{A + \delta_m}{2}\right]}{\sin\left[\frac{A}{2}\right]}, \text{ where } n_{eai} = \text{_____}$$

Also  $\delta_{min} = (n - 1) A$  (for small values of  $A$ )

- (3) For a thin prism ( $A \ll 10^\circ$ ) and for small value of  $i$ , all values of

$$\delta = (n_{eai} - 1) A \quad \text{where } n_{eai} = \frac{n_{prism}}{n_{surrounding}}$$

10. Dispersion Of Light

The angular splitting of a ray of white light into a number of components and spreading in different directions is called Dispersion of Light. This phenomenon is because waves of different wavelength move with same speed in vacuum but with different speeds in a medium.

The refractive index of a medium depends slightly on wavelength also. This variation of refractive index with wavelength is given by Cauchy's formula.

**Cauchy's formula**  $n(\lambda) = a + \frac{b}{\lambda^2}$  where a and b are positive constants of a medium.

Angle between the rays of the extreme colours in the refracted (dispersed) light is called **angle of dispersion**.

For prism of small A and with small i :  $\theta = (n_v - n_r)A$

Deviation of beam (also called mean deviation)  $\delta = \delta_y = (n_y - 1)A$

**Dispersive power** ( $\omega$ ) of the medium of the material of prism is given by:  $\omega = \frac{n_v - n_r}{n_y - 1}$

For small angled prism ( $A = 10^\circ$ ) with light incident at small angle i :  $\frac{n_v - n_r}{n_y - 1} = \frac{\delta_v - \delta_r}{\delta_y} = \frac{\theta}{\delta_y}$

=  $\frac{\text{angular dispersion}}{(\quad)}$

[  $n_y = \frac{n_v + n_r}{2}$  if  $n_y$  is not given in the problem ]

$\omega = \frac{\delta_v - \delta_r}{\delta_y} = \frac{n_v - n_r}{n_y - 1}$  [take  $n_y = \frac{n_v + n_r}{2}$  if value of  $n_y$  is not given in the problem]

$n_v, n_r$  and  $n_y$  are R. I. of material for violet, red and yellow colours respectively.

#### 11. **Combination of Two Prisms**

Two or more prisms can be combined in various ways to get different combination of angular dispersion and deviation.

(a) **Direct Vision Combination (dispersion without deviation)**

The condition for direct vision combination is :

$$\frac{n_v + n_r}{2} - 1 \quad A = \frac{n_v + n_r}{2} - 1 \quad A \quad |n_v - 1| \quad A = |n_r - 1| \quad A$$

(b) **Achromatic Combination (deviation without dispersion.)**

Condition for achromatic combination is:  $(n_v - n_r)A = (n_v - n_r)A$

#### 12. **Refraction at Spherical Surfaces**

For paraxial rays incident on a spherical surface separating two media:

$$\frac{n_2}{v} - \frac{n_1}{u} = \frac{n_2 - n_1}{R}$$

where light moves from the medium of refractive index  $n_1$  to the medium of refractive index  $n_2$ .

Transverse magnification (m) (of dimension perpendicular to principal axis) due to refraction at spherical surface

is given by  $m = \frac{v - R}{u - R} = \frac{v/n_2}{u/n_1}$

#### 13. **Refraction at Spherical Thin Lens**

**A thin lens is called convex if it is thicker at the middle and it is called concave if it is thicker at the ends.**

For a spherical, thin lens having the same medium on both sides:

$$\frac{1}{f} - \frac{1}{f} = (n_{\text{rel}} - 1) \left( \frac{1}{1} - \frac{1}{2} \right) \quad \text{where } n_{\text{rel}} = \text{—————}$$

$$\frac{1}{f} = (n_{\text{ref}} - 1) \left( \frac{1}{r_1} - \frac{1}{r_2} \right)$$

$$\frac{1}{r_1} - \frac{1}{r_2} = \frac{1}{f} \quad \text{Lens Maker's Formula}$$

m = —

#### Combination Of Lenses:

$$\frac{1}{F} = \frac{1}{f_1} + \frac{1}{f_2} + \frac{1}{f_3} \dots$$

## MODERN PHYSICS

- \* Work function is minimum for cesium (1.9 eV)
- \* work function  $W = h\nu_0 = \frac{hc}{\lambda_0}$
- \* Photoelectric current is directly proportional to intensity of incident radiation. ( $\nu$  constant)
- \* Photoelectrons ejected from metal have kinetic energies ranging from 0 to  $KE_{\text{max}}$   
Here  $KE_{\text{max}} = eV_s$   $V_s$  - stopping potential
- \* Stopping potential is independent of intensity of light used ( $\nu$ -constant)
- \* Intensity in the terms of electric field is

$$I = \frac{1}{2} \epsilon_0 E^2 \cdot c$$

- \* Momentum of one photon is  $\frac{h}{\lambda}$ .
- \* Einstein equation for photoelectric effect is

$$h\nu = w_0 + k_{\text{max}} \quad \frac{hc}{\lambda} = \frac{hc}{\lambda_0} + eV_s$$

- \* Energy  $\Delta E = \frac{12400}{\lambda(\text{\AA})} \text{ eV}$
- \* Force due to radiation (Photon) (no transmission)  
When light is incident perpendicularly

(a)  $a = 1$   $r = 0$

$$F = \frac{IA}{c}, \quad \text{Pressure} = \frac{I}{c}$$

(b)  $r = 1$ ,  $a = 0$

$$F = \frac{2IA}{c}, \quad P = \frac{2I}{c}$$

(c) when  $0 < r < 1$  and  $a + r = 1$

$$F = \frac{IA}{c} (1 + r), \quad P = \frac{I}{c} (1 + r)$$

When light is incident at an angle  $\theta$  with vertical.

(a)  $a = 1, r = 0$

$$F = \frac{IA \cos \theta}{c}, \quad P = \frac{F \cos \theta}{A} = \frac{I}{c} \cos^2 \theta$$

(b)  $r = 1, a = 0$

$$F = \frac{2IA \cos^2 \theta}{c}, \quad P = \frac{2I \cos^2 \theta}{c}$$

(c)  $0 < r < 1, a + r = 1$

$$P = \frac{I \cos^2 \theta}{c} (1 + r)$$

\* De Broglie wavelength

$$\lambda = \frac{h}{mv} = \frac{h}{P} = \frac{h}{\sqrt{2km}}$$

\* Radius and speed of electron in hydrogen like atoms.

$$r_n = \frac{n^2}{Z} a_0 \quad a_0 = 0.529 \text{ \AA}$$

$$v_n = \frac{Z}{n} v_0 \quad v_0 = 2.19 \times 10^6 \text{ m/s}$$

\* Energy in nth orbit

$$E_n = E_1 \cdot \frac{Z^2}{n^2} \quad E_1 = 13.6 \text{ eV}$$

\* Wavelength corresponding to spectral lines

$$\frac{1}{\lambda} = R \left( \frac{1}{n_1^2} - \frac{1}{n_2^2} \right)$$

for Lyman series  $n_1 = 1$   $n_2 = 2, 3, 4, \dots$

Balmer  $n_1 = 2$   $n_2 = 3, 4, 5, \dots$

Paschen  $n_1 = 3$   $n_2 = 4, 5, 6, \dots$

\* The Lyman series is an ultraviolet and Paschen, Brackett and Pfund series are in the infrared region.

\* Total number of possible transitions, is  $\frac{n(n-1)}{2}$ , (from nth state)

\* If effect of nucleus motion is considered,

$$r_n = (0.529 \text{ \AA}) \frac{n^2}{Z} \cdot \frac{m}{\mu}$$

$$E_n = (13.6 \text{ eV}) \frac{Z^2}{n^2} \cdot \frac{\mu}{m}$$

Here  $\mu$  - reduced mass

$$\mu = \frac{Mm}{(M+m)}, \quad M - \text{mass of nucleus}$$

- \* Minimum wavelength for x-rays

$$\lambda_{\min} = \frac{hc}{eV_0} = \frac{12400}{V_0(\text{volt})} \text{ \AA}$$

- \* Moseley's Law

$$\sqrt{\nu} = a(z - b)$$

a and b are positive constants for one type of x-rays (independent of Z)

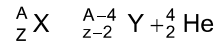
- \* Average radius of nucleus may be written as

$$R = R_0 A^{1/3}, \quad R_0 = 1.1 \times 10^{-15} \text{ m}$$

A - mass number

- \* Binding energy of nucleus of mass M, is given by  $B = (ZM_p + NM_n - M)c^2$

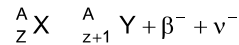
- \* Alpha - decay process



Q-value is

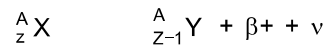
$$Q = [m({}^A_Z X) - m({}^{A-4}_{Z-2} Y) - m({}^4_2 \text{He})]c^2$$

- \* Beta- minus decay



$$Q\text{-value} = [m({}^A_Z X) - m({}^A_{Z+1} Y)]c^2$$

- \* Beta plus-decay



$$Q\text{-value} = [m({}^A_Z X) - m({}^A_{Z-1} Y) - 2me]c^2$$

- \* Electron capture : when atomic electron is captured, X-rays are emitted.



$$Q\text{-value} = [m({}^A_Z X) - m({}^A_{Z-1} Y)]c^2$$

- \* In radioactive decay, number of nuclei at instant t is given by  $N = N_0 e^{-\lambda t}$ ,  $\lambda$ -decay constant.

- \* Activity of sample :  $A = A_0 e^{-\lambda t}$

- \* Activity per unit mass is called specific activity.

- \* Half life :  $T_{1/2} = \frac{0.693}{\lambda}$

- \* Average life :  $T_{av} = \frac{T_{1/2}}{0.693}$

- \* A radioactive nucleus can decay by two different processes having half lives  $t_1$  and  $t_2$  respectively. Effective half-life of nucleus is given by  $\frac{1}{t} = \frac{1}{t_1} + \frac{1}{t_2}$ .

## WAVE OPTICS

### Interference of waves of intensity $I_1$ and $I_2$ :

resultant intensity,  $I = I_1 + I_2 + 2\sqrt{I_1 I_2} \cos(\Delta\phi)$  where,  $\Delta\phi$  = phase difference.

**For Constructive Interference :**  $I_{\text{max}} = (\sqrt{I_1} + \sqrt{I_2})^2$

**For Destructive interference :**  $I_{\text{min}} = (\sqrt{I_1} - \sqrt{I_2})^2$

If sources are incoherent

$$I = I_1 + I_2, \text{ at each point.}$$

### YDSE :

Path difference,  $\Delta p = S_2P - S_1P = d \sin \theta$

if  $d \ll D$   $= \frac{dy}{D}$

if  $y \ll D$

for maxima,  $\Delta p = n\lambda$   $y = n\beta$   $n = 0, \pm 1, \pm 2, \dots$

for minima  $\Delta p = \begin{cases} (2n-1)\frac{\lambda}{2} & n = 1, 2, 3, \dots \\ (2n+1)\frac{\lambda}{2} & n = -1, -2, -3, \dots \end{cases}$

$$y = \begin{cases} (2n-1)\frac{\beta}{2} & n = 1, 2, 3, \dots \\ (2n+1)\frac{\beta}{2} & n = -1, -2, -3, \dots \end{cases}$$

where, fringe width  $\beta = \frac{\lambda D}{d}$

Here,  $\lambda$  = wavelength in medium.

**Highest order maxima :**  $n_{\text{max}} = \frac{d}{\lambda}$

total number of maxima =  $2n_{\text{max}} + 1$

**Highest order minima :**  $n_{\text{max}} = \frac{d}{\lambda} + \frac{1}{2}$

total number of minima =  $2n_{\text{max}}$

**Intensity on screen :**  $I = I_1 + I_2 + 2\sqrt{I_1 I_2} \cos(\Delta\phi)$  where,  $\Delta\phi = \frac{2\pi}{\lambda} \Delta p$

if  $I_1 = I_2$ ,  $I = 4I_1 \cos^2 \frac{\Delta\phi}{2}$

### YDSE with two wavelengths $\lambda_1$ & $\lambda_2$ :

The nearest point to central maxima where the bright fringes coincide:

$$y = n_1 \beta_1 = n_2 \beta_2 = \text{Lcm of } \beta_1 \text{ and } \beta_2$$

The nearest point to central maxima where the two dark fringes coincide,

$$y = (n_i - \frac{1}{2}) \beta_i = n_z - \frac{1}{2} \beta_z$$

**Optical path difference**

$$\Delta p_{opt} = \mu \Delta p$$

$$\Delta \phi = \frac{2\pi}{\lambda} \Delta p = \frac{2\pi}{\lambda_{vacuum}} \Delta p_{opt}$$

$$\Delta = (\mu - 1) t. \quad \frac{D}{d} = (\mu - 1) t \frac{B}{\lambda}$$

**YDSE WITH OBLIQUE INCIDENCE**

In YDSE, ray is incident on the slit at an inclination of  $\theta_x$  to the axis of symmetry of the experimental set-up

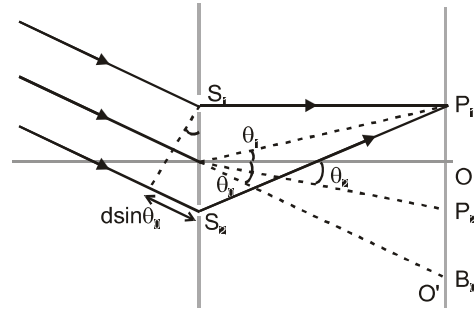
We obtain central maxima at a point where,  $\Delta p = 0$ .

$$\text{or } \theta_z = \theta_x$$

This corresponds to the point O in the diagram.

Hence we have path difference.

$$\Delta p = \begin{cases} d(\sin \theta_0 + \sin \theta) & \text{for points above O} \\ d(\sin \theta_0 - \sin \theta) & \text{for points between O \& O'} \\ d(\sin \theta - \sin \theta_0) & \text{for points below O'} \end{cases}$$



... (8.1)

**THIN-FILM INTERFERENCE**

	$n\lambda$	for destructive interference
for interference in reflected light	$2\mu d = (n + \frac{1}{2})\lambda$	for constructive interference
	$n\lambda$	for constructive interference
for interference in transmitted light	$2\mu d = (n + \frac{1}{2})\lambda$	for destructive interference

**GRAVITATION**

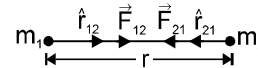
**GRAVITATION : Universal Law of Gravitation**

$$F = \frac{m_1 m_2}{r^2} \text{ or } F = G \frac{m_1 m_2}{r^2}$$

where  $G = 6.67 \times 10^{-11} \text{ Nm}^2 \text{ kg}^{-2}$  is the universal gravitational constant.

**Newton's Law of Gravitation in vector form :**

$$F_{12} = \frac{Gm_1 m_2}{r^2} \hat{r}_{12} \quad \& \quad F_{21} = \frac{Gm_1 m_2}{r^2} \hat{r}_{21}$$



Now  $\hat{r}_{12} = -\hat{r}_{21}$ , Thus  $F_{21} = -\frac{Gm_1 m_2}{r^2} \hat{r}_{12}$ . Comparing above, we get  $\vec{F}_{12} = -\vec{F}_{21}$

**Gravitational Field**  $E = \frac{F}{m} = \frac{GM}{r^2}$

**Gravitational potential :** gravitational potential,  $V = \frac{GM}{r}$ .  $E = \frac{dV}{dr}$ .

1. **Ring.**  $V = \frac{-GM}{x \text{ or } (a^2 + r^2)^{1/2}}$  &  $E = \frac{-GMr}{(a^2 + r^2)^{3/2}}$  or  $E = \frac{GM \cos \theta}{x^2}$

Gravitational field is maximum at a distance,  $r = \pm a/\sqrt{2}$  and it is  $2GM/3\sqrt{3}a^2$

2. **Thin Circular Disc.**

$$V = \frac{-2GM}{a^2} [a^2 + r^2]^{\frac{1}{2}} - r \quad \& \quad E = \frac{2GM}{a^2} \left[ 1 - \frac{r}{[r^2 + a^2]^{\frac{1}{2}}} \right] = \frac{2GM}{a^2} [1 - \cos \theta]$$

3. (a) **Point P inside the sphere.**  $r \leq a$ , then

$$V = -\frac{GM}{2a^3} (3a^2 - r^2) \quad \& \quad E = \frac{GMr}{a^3}, \text{ and at the centre } V = \frac{3GM}{2a} \text{ and } E = 0$$

(b) **Point P outside the sphere.**  $r \geq a$ , then  $V = -\frac{GM}{r}$  &  $E = \frac{GM}{r^2}$

4. **Uniform Thin Spherical Shell**

(a) **Point P Inside the shell.**  $r \leq a$ , then  $V = \frac{-GM}{a}$  &  $E = 0$

(b) **Point P outside shell.**  $r \geq a$ , then  $V = \frac{-GM}{r}$  &  $E = \frac{GM}{r^2}$

**VARIATION OF ACCELERATION DUE TO GRAVITY :**

1. **Effect of Altitude**  $g_r = \frac{GM_e}{(R_e + h)^2} = g \left[ 1 + \frac{h}{R_e} \right]^{-2} \approx g \left[ 1 - \frac{2h}{R_e} \right]$  when  $h \ll R_e$ .

2. **Effect of depth**  $g_d = g \left[ 1 - \frac{d}{R_e} \right]$

3. **Effect of the surface of Earth**

The equatorial radius is about 21 km longer than its polar radius.

We know,  $g = \frac{GM_e}{R_e^2}$  Hence  $g_{\text{pole}} > g_{\text{equator}}$ .

**SATELLITE VELOCITY (OR ORBITAL VELOCITY)**

$$v_s = \frac{GM_e}{(R_e + h)^{\frac{1}{2}}} = \frac{gR_e^2}{(R_e + h)^{\frac{1}{2}}}$$

When  $h \ll R_e$  then  $v_s = \sqrt{gR_e}$

$\therefore v_s = \sqrt{9.8 \times 6.4 \times 10^6} = 7.92 \times 10^3 \text{ ms}^{-1} = 7.92 \text{ km s}^{-1}$

**Time period of Satellite**  $T = \frac{2\pi(R_e + h)}{\frac{gR_e^2}{(R_e + h)^{\frac{1}{2}}}} = \frac{2\pi}{R_e} \frac{(R_e + h)^{\frac{3}{2}}}{g}$

**Energy of a Satellite**  $U = \frac{-GM_e m}{r}$  K.E. =  $\frac{GM_e m}{2r}$  ; then total energy  $E = \frac{GM_e m}{2R_e}$

### Kepler's Laws

#### Law of area :

The line joining the sun and a planet sweeps out equal areas in equal intervals of time.

Areal velocity =  $\frac{\text{area swept}}{\text{time}} = \frac{\frac{1}{2}r(rd\theta)}{dt} = \frac{1}{2} r^2 \frac{d\theta}{dt} = \text{constant}$  . Hence  $\frac{1}{2} r^2 \omega = \text{constant}$ .

**Law of periods :**  $\frac{T^2}{R^3} = \text{constant}$

## FLUID MECHANICS & PROPERTIES OF MATTER

### FLUIDS, SURFACE TENSION, VISCOSITY & ELASTICITY :

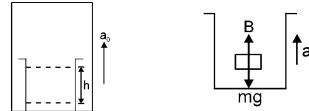
1. Hydraulic press.  $p = \frac{f}{a} = \frac{F}{A}$  or  $F = \frac{A}{a} f$ .

Hydrostatic Paradox  $P_A = P_B = P_C$

(i) Liquid placed in elevator : When elevator accelerates upward with acceleration  $a_0$  then pressure in the fluid, at depth  $h$  may be given by,

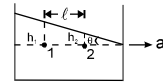
$$p = \rho h [g + a_0]$$

and force of buoyancy,  $B = m (g + a_0)$



(ii) Free surface of liquid in horizontal acceleration :

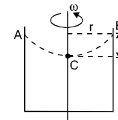
$$\tan \theta = \frac{a_0}{g}$$



$p_1 = p_2 = \rho \ell a_0$  where  $p_1$  and  $p_2$  are pressures at points 1 & 2. Then  $h_1 = h_2 = \frac{\ell a_0}{g}$

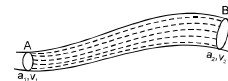
(iii) Free surface of liquid in case of rotating cylinder.

$$h = \frac{v^2}{2g} = \frac{\omega^2 r^2}{2g}$$



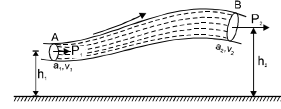
Equation of Continuity

$$a_1 v_1 = a_2 v_2$$



In general  $av = \text{constant}$  .

Bernoulli's Theorem



i.e.  $\frac{P}{\rho} + \frac{1}{2} v^2 + gh = \text{constant.}$

(vi) Torricelli's theorem (speed of efflux)  $v = \sqrt{1 - \frac{A_2^2}{A_1^2} \cdot 2gh}$ ,  $A_2 = \text{area of hole}$ ,  $A_1 = \text{area of vessel.}$

ELASTICITY & VISCOSITY : stress =  $\frac{\text{restoring force}}{\text{area of the body}} = \frac{F}{A}$

Strain, =  $\frac{\text{change in configuration}}{\text{original configuration}}$

(i) Longitudinal strain =  $\frac{\Delta L}{L}$

(ii)  $v = \text{volume strain} = \frac{\Delta V}{V}$

(iii) Shear Strain :  $\tan \phi$  or  $\phi = \frac{x}{\ell}$

1. Young's modulus of elasticity  $Y = \frac{F/A}{\Delta L/L} = \frac{FL}{A\Delta L}$

Potential Energy per unit volume =  $\frac{1}{2} (\text{stress} \times \text{strain}) = \frac{1}{2} (Y \times \text{strain}^2)$

Inter-Atomic Force-Constant  $k = Yr_0$

Newton's Law of viscosity,  $F = A \frac{dv}{dx}$  or  $F = \eta A \frac{dv}{dx}$

Stoke's Law  $F = 6\pi\eta r v$ . Terminal velocity =  $\frac{2}{9} \frac{r^2(\rho - \sigma)g}{\eta}$

### SURFACE TENSION

Surface tension (T) =  $\frac{\text{Total force on either of the imaginary line (F)}}{\text{Length of the line } (\ell)}$  ;  $T = S = \frac{\Delta W}{A}$

Thus, surface tension is numerically equal to surface energy or work done per unit increase surface area.

Inside a bubble :  $(p - p_{at}) = \frac{4T}{r} = p_{\text{excess}}$  ;

Inside the drop :  $(p - p_{at}) = \frac{2T}{r} = p_{\text{excess}}$

Inside air bubble in a liquid :  $(p - p_{at}) = \frac{2T}{r} = p_{\text{excess}}$

**Capillary Rise**  $h = \frac{2T \cos \theta}{r \rho g}$

## SOUND WAVES

- (i) Longitudinal displacement of sound wave  
 $\xi = A \sin(\omega t - kx)$
- (ii) Pressure excess during travelling sound wave

$$P_{\text{ex}} = -B \frac{\xi}{x} \quad (\text{it is true for travelling wave as well as standing waves})$$

Amplitude of pressure excess =  $BAk$

- (iii) Speed of sound  $C = \sqrt{\frac{E}{\rho}}$

Where  $E$  = Elastic modulus for the medium  
 $\rho$  = density of medium

for solid  $C = \sqrt{\frac{Y}{\rho}}$

where  $Y$  = young's modulus for the solid

for liquid  $C = \sqrt{\frac{B}{\rho}}$

where  $B$  = Bulk modulus for the liquid

for gases  $C = \sqrt{\frac{B}{\rho}} = \sqrt{\frac{\gamma P}{\rho}} = \sqrt{\frac{\gamma RT}{M_0}}$

where  $M_0$  is molecular wt. of the gas in (kg/mole)

**Intensity of sound wave :**

$$\langle I \rangle = 2\pi^2 \nu^2 A^2 \rho v = \frac{P_m^2}{2\rho v} \quad \langle I \rangle = P_{\text{rms}}^2$$

- (iv) Loudness of sound :  $L = 10 \log_{10} \frac{I}{I_0}$  dB

where  $I_0 = 10^{-12}$  W/m<sup>2</sup> (This the minimum intensity human ears can listen)

Intensity at a distance  $r$  from a point source =  $I = \frac{P}{4\pi r^2}$

**Interference of Sound Wave**

if  $P_1 = p_{\text{rms}1} \sin(\omega t - kx_1 + \theta_1)$

$P_2 = p_{\text{rms}2} \sin(\omega t - kx_2 + \theta_2)$

resultant excess pressure at point O is

$p = P_1 + P_2$

$p = p_0 \sin(\omega t - kx + \theta)$

$$p_R = \sqrt{p_{n1}^2 + p_{n2}^2 + 2p_{n1}p_{n2} \cos \phi}$$

where  $\phi = [k(x_1 - x_2) + (\theta_1 - \theta_2)]$

and  $I = I_1 + I_2 + 2\sqrt{I_1 I_2}$

(i) For constructive interference

$$\phi = 2n\pi \quad \text{and} \quad p_R = p_{n1} + p_{n2} \quad (\text{constructive interference})$$

(ii) For destructive interference

$$\phi = (2n+1)\pi \quad \text{and} \quad p_R = |p_{n1} - p_{n2}| \quad (\text{destructive interference})$$

If  $\phi$  is due to path difference only then  $\phi = \frac{2\pi}{\lambda} \Delta x$ .

Condition for constructive interference :  $\Delta x = n\lambda$

Condition for destructive interference :  $\Delta x = (2n+1) \frac{\lambda}{2}$ .

(a) If  $p_{n1} = p_{n2}$  and  $\theta = \pi, 3\pi, \dots$   
 resultant  $p = 0$  i.e. no sound

(b) If  $p_{n1} = p_{n2}$  and  $\phi = 0, 2\pi, 4\pi, \dots$   
 $p_R = 2p_{n1}$  &  $I_R = 4I_1$   
 $p_R = 2p_{n1}$

**Close organ pipe :**

$$f = \frac{v}{4l}, \frac{3v}{4l}, \frac{5v}{4l}, \dots, \frac{(2n+1)v}{4l} \quad n = \text{overtone}$$

**Open organ pipe :**

$$f = \frac{v}{2l}, \frac{2v}{2l}, \frac{3v}{2l}, \dots, \frac{nV}{2l}$$

**Beats :** Beatsfrequency =  $|f_1 - f_2|$ .

**Doppler s Effect**

The observed frequency,  $f = f \frac{v - v_o}{v - v_s}$

and Apparent wavelength  $\lambda = \lambda \frac{v - v_s}{v}$



The Most Innovative Institute

With Full Sincerity, Enthusiasm & Commitment, Resonance is Adapting

# ISEET

(Indian Science-Engineering Eligibility Test)

ISEET = IIT JEE + AIEEE + State PETs

(The Gateway to IITs, NITs, IIITs, IISERs & Prominent Engineering/Science Institutions)

Resonance made Kota proud by achieving Grand Success in IIT-JEE 2011



**SHUBHAM MEHTA**  
Resonance Roll No.: 912161

"The **Best Ranks** from **Yearlong Classroom Programmes** in **IIT-JEE 2011** by any Institute in Kota and entire West, East, North & Central India"

Total Selections in IIT-JEE 2011  
**1816**  
(Yearlong Classroom: 1197 | Distance: 619)

**17 All India Ranks in TOP-100**  
(Yearlong Classroom: 13 | Distance: 4)



**NISHEETH LAHOTI**  
Resonance Roll No.: 903807

Both were Students of Resonance's Two-Yearlong Classroom Contact Programme

With the Same Steely Commitment, determined to conquer ISEET also

The Most Comprehensive Academic Solution for ISEET

- ✓ **COMPLETE** Board Preparation
- ✓ Aptitude Test Preparation
- ✓ Advance Subject Test Preparation

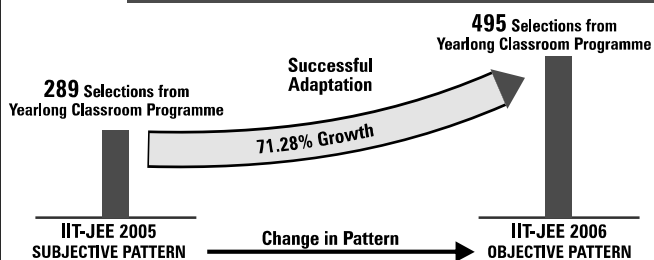
Also available\*

- ⇒ Integrated Courses with Schools
- ⇒ Hostel Facility

\*Kota only

Yearlong Classroom Contact Programmes for ISEET

Resonance is the Best to adapt New Changes & Translate into thumping Results



IIT-JEE 2012  
IIT-JEE PATTERN



ISEET 2013  
ISEET PATTERN

## Now, All Solutions Under One Roof

**Resonance Eduventures Pvt. Ltd.**

CORPORATE OFFICE: CG Tower, A-46 & 52, Near City Mall, Jhalawar Road, Kota (Raj.) - 324005

Tel.: 0744-3192222, 3012222, 3022222, 2437144 | Fax: 022-39167222, 0744-2427144

To Know more: sms RESO at 56677 | Toll Free : 1800 200 2244 | contact@resonance.ac.in | www.resonance.ac.in | WAPsite: m.resonance.ac.in

facebook.com/ResonanceEdu | twitter.com/ResonanceEdu | www.youtube.com/resowatch | ResonanceEdu.blogspot.com | linkedin.com/in/ResonanceEdu



**Our New Campus at KOTA: CG, Tower, A-46, A-52, Near City Mall, Jhalawar Road, Kota (Rajasthan).**

The Most Innovative Institute



**Corporate Office : Resonance Eduventures Pvt. Ltd., CG Tower, A-46 / A-52, Near City Mall, Jhalawar Road, Kota (Rajasthan) - 324005**  
**Tel. No. : 0744-3192222, 3012222, 3022222, 2437144 | Fax : 022-39167222, 0744-2427144**

**Study Centres :** Agra: 0562-3192224, Ahmedabad: 079-31922222, Ajmer: 0145-3192222, Bhopal: 0755-3192222, 3206353, Bhubaneswar: 0674-3192222  
Delhi: 011-31922222, 32637290, Indore: 0731-3192222, 4274200, Jaipur: 0141-3192222, 3217766, Jodhpur: 0291-3192222  
Kolkata: 033-31922222, 32417069, Lucknow: 0522-3192222, 3205854, Mumbai: 022-31922222, 32191497, Nagpur: 0712-3192222, 6462622  
Patna : 0612-3192222, 09334592285, Sikar: 01572-319222, Udaipur: 0294-3192222, 3262733, Visakhapatnam: 0891-2757575

**To Know more**

sms RESO at 56677 | Toll Free : 1800 200 2244 | [contact@resonance.ac.in](mailto:contact@resonance.ac.in) | [www.resonance.ac.in](http://www.resonance.ac.in) | WAPsite: [m.resonance.ac.in](http://m.resonance.ac.in)

[facebook.com/ResonanceEdu](https://www.facebook.com/ResonanceEdu) [twitter.com/ResonanceEdu](https://twitter.com/ResonanceEdu) [youtube.com/resowatch](https://www.youtube.com/resowatch) [ResonanceEdu.blogspot.com](https://www.blogger.com/blogspot.com) [linkedin.com/in/ResonanceEdu](https://www.linkedin.com/in/ResonanceEdu)